

# BIBLICAL MISSION FOR YOUTH AND YOUNG ADULTS

GOD'S WORD COMES TO LIFE IN  
YOUNG PEOPLE

Core Team Manual



Instituto Fe y Vida  
Biblical Team



[www.YouthBiblicalMission.org](http://www.YouthBiblicalMission.org) (English version)  
[www.MisionBiblicaJuvenil.org](http://www.MisionBiblicaJuvenil.org) (Spanish version)

Scripture texts in this work are taken from the *New American Bible, revised edition* © 2010, 1991, 1986, 1970 Confraternity of Christian Doctrine, Washington, D.C. and are used by permission of the copyright owner. All Rights Reserved. No part of the New American Bible may be reproduced in any form without permission in writing from the copyright owner.

Layout, text, and illustrations, copyright © 2013, Instituto Fe y Vida, 1737 West Benjamin Holt Drive, Stockton, CA, 95207-3422, USA. Translated from original Spanish, *Manual para el Equipo Central*, Instituto Fe y Vida Biblical Team, copyright © 2010.

Permission is given to print or make photocopies for the implementation of the *Biblical Mission for Youth and Young Adults*. Sale of this *Manual* is allowed to cover only the cost of printing.



# Publications for the Implementation of the Biblical Mission

**I. Core Team Manual**

**II. Manual for the Team of Young Missioners**

**III. Mission Guidebook**

**IV. Mission Journal**



<p><b>PROJECT DIRECTION</b></p> <p>Instituto Fe y Vida</p> <p><b>EDITORIAL TEAM</b></p> <p><b>Project Coordinator and Main Writer</b> Amparo Leyman-Pino</p> <p><b>Consultants</b> Eduardo Arnouil María Pilar Cervantes Justin J. Green Ken Johnson-Mondragón Dennis Kurtz Leticia Medina Walter F. Mena Leonardo Monguí-Casas</p> <p><b>Project Director and General Editor</b> Carmen María Cervantes</p> <p><b>Editor of English Version</b> Ken Johnson-Mondragón</p> <p><b>Translators</b> Leticia Medina Ricardo Ortiz Sylvia L. Sánchez</p> <p><b>Copyeditors</b> Patricia Jiménez Aurora Macías-Dewhirst</p> <p><b>DESIGN AND ILLUSTRATIONS</b></p> <p><b>OCUS Comunicación Visual</b> Alicia María Sánchez Martha Elena Sánchez Aranza Ruiz</p> <p><b>Photos of Atrium Crosses</b> Jaime Lara</p>	<p><b>PARTNER INSTITUTIONS</b></p> <p>Catholic.net, México Consejo Episcopal Latinoamericano (CELAM) Editorial Verbo Divino, España Producciones Dynamis, México Oregon Catholic Press, USA United States Conference of Catholic Bishops (USCCB), USA</p> <p><b>FINANCIAL SUPPORT</b></p> <p><b>English Translation of the Biblical Mission</b> Lilly Endowment Inc.</p> <p><b>General Support and Spanish Version</b> Anonymous Foundation, Latin America Anonymous Foundation, North America Benefactors of Instituto Fe y Vida, in the USA and Mexico Congregation of the Mission, The Vincentians De La Salle Christian Brothers: Provinces of California and of the Midwest Donald D. Lynch Family Foundation Fund for Pilgrims and Prophets, Carmelite Friars Fundación SERTULL, México Fundación Verbo Divino, Spain In memory of Rancho El Chilar de San José, México Koch Foundation National Youth Foundation Our Lady of the Assumption Church, Diocese of Stockton Raskob Foundation for Catholic Activities Saint Anthony of Padua Church, Diocese of Stockton Saint Jude Shrine, Diocese of San Diego Saint Mary's Press Sisters of Providence, Washington State Sisters of Saint Joseph of Orange</p> <p><i>Note: Most of the donors are from the United States. Those from other countries are indicated.</i></p>
---	---



<b>TABLE OF CONTENTS</b>	<b>Page</b>
<b>Mission Prayer, “God’s Word Comes to Life in Young People”</b> .....	8
<b>Prologue</b> .....	9
<b>Letters from our pastors encouraging the Biblical Mission</b> .....	10
<b>Letters from the Instituto Fe y Vida Biblical Team</b> .....	12

## **INTRODUCTION**

<b>The goals and objectives of the Biblical Mission</b> .....	15
<b>Organization and utilization of the <i>Manual</i></b> .....	17
<b><i>The Catholic Youth Bible</i> and its use in the Biblical Mission</b> .....	18
<b>Utilization of the website by the Core Team</b> .....	19

## **PART 1: A PROJECT FOR TODAY AND TOMORROW**

<b>1.1 <i>Mística</i> of the Biblical Mission “God’s Word Comes to Life in Young People”</b> 21	
The Word of God: A source of ministry among youth and young adults .....	22
The Biblical Mission: A source of young missionary disciples of Jesus .....	23
Letters from our pastors encouraging the Biblical Mission .....	24
<b>1.2 Process for implementing the Biblical Mission</b> .....	25
Stage 1: Initial preparation .....	26
Stage 2: Training of the young missionaries .....	28
Stage 3: Implementation of the Biblical Mission .....	30
<b>1.3 The four publications of the Biblical Mission: Their study and usage</b> .....	33
Overview of the Four Publications .....	33
Guide to studying the publications, documents, and resources of the Biblical Mission	34
Use of the publications by the Teams of Young Missioners .....	35
<b>1.4 The organizing centers and the Biblical Mission sites</b> .....	36
The parish as a key organizing center .....	37
Other ecclesial bodies serving as organizing centers .....	37
Family homes as Biblical Mission sites .....	38

## **PART 2: THE PROTAGONISM OF YOUNG PEOPLE AND THE ROLE OF ADULTS**

<b>2.1 Activation of the baptismal vocation in the Biblical Mission</b> .....	39
Descriptive Chart of the Biblical Mission Teams .....	40
Profile of the young participants in the Biblical Mission .....	41
<b>2.2 The Core Team and its roles in the Biblical Mission</b> .....	42
The organizer as the driving force of the Biblical Mission .....	42
Trainers as key promoters of the Biblical Mission .....	43
Advisers as indispensable companions in the Biblical Mission .....	44
<b>2.3 Formation and training of the young missionaries by the Core Team</b> .....	45
Chart of Formation Activities from the Perspective of the Core Team .....	46



## **PART 3: PROCESSES FOR THE FORMATION AND TRAINING OF THE TEAMS OF YOUNG MISSIONERS**

<b>3.1 Invitation of the candidates to serve as young missionaries</b> .....	47
Personal invitation to become a young missionary .....	47
Permission from the parents or guardians of minors .....	48
<b>3.2 Convocation: First formal activity of the Biblical Mission</b> .....	48
Convocation process .....	48
Evaluation of the Convocation process .....	49
<b>3.3 Experience of the Biblical Mission by the young missionaries</b> .....	49
Preparation and implementation of the Biblical Mission .....	49
Evaluation of the Experience of the Biblical Mission .....	50
<b>3.4 Discernment of roles for the evangelizers and hosts</b> .....	50
Discernment process .....	51
Instructions for the young missionaries on how to prepare for the Training Day .....	52
Evaluation of the discernment process for the selection of roles .....	52
<b>3.5 Creation of the Teams of Young Missioners and locations for the Biblical Mission sites</b> .....	52
Forming teams and assigning advisers .....	52
Locations for the Biblical Mission sites and team assignments .....	53
<b>3.6 Training Day: Preparation for the missionary praxis</b> .....	53
Objectives of the Training Day .....	54
Process for the Training Day .....	54
Evaluation of the Training Day .....	55
<b>3.7 Facilitation of the Biblical Mission by the young missionaries</b> .....	56
Preparation for the sessions at each Biblical Mission site .....	56
Carrying out the four biblical sessions .....	57
Evaluation of the sessions at each Biblical Mission site .....	57
<b>3.8 Sending Forth and Closing Liturgies of the Biblical Mission</b> .....	57
Sending Forth Liturgy .....	58
Closing Liturgy .....	58
Guides for the oral evaluation of the liturgies .....	59
<b>3.9 Final reflection on the entire pastoral project of the Biblical Mission</b> .....	59
<b>3.10 Report to Instituto Fe y Vida and analysis of the Biblical Mission project</b> .....	59
<b>EPILOGUE: THE BIBLICAL MISSION IS OVER... NOW WHAT?</b> .....	61



## **APPENDIX 1: GUIDE TO USING THE RESOURCES FOR THE BIBLICAL MISSION**

Resources for getting to know and promoting the Biblical Mission .....	62
Resources for planning the Biblical Mission .....	64
Bible and publications for the Biblical Mission .....	65
Resources for training the young missionaries .....	66
Audiovisual resources .....	67
Clip art gallery .....	67
Evaluations and final report .....	68
Websites of the Biblical Mission .....	69

## **APPENDIX 2: ORGANIZING CENTERS AND THEIR MISSIONARY POTENTIAL**

1. Six organizing center scenarios .....	70
1) The Parish .....	70
2) The Catholic School .....	71
3) The Arch/Diocese .....	72
4) The Apostolic Movement .....	73
5) The Religious Congregation .....	74
6) The Small Ecclesial Community .....	75
2. Sample calendar for planning the Biblical Mission .....	76
3. Sample schedule of the Biblical Mission sites .....	77
4. Sample geographical distribution of the Biblical Mission sites .....	78

## **APPENDIX 3: PROCESSES AND TOOLS FOR THE FORMATIVE ACTIVITIES**

1. Sample permission letters for the parents or guardians of minors .....	79
2. Convocation of the candidates who are to become young missionaries .....	82
3. Commitment card for the members of a Team of Young Missioners .....	85
4. Registration form for the Team of Young Missioners .....	86
5. Discernment process for the selection of roles and the solemn commitment to serve as a young missionary .....	87
6. Schedule and process for the Training Day .....	91
7. Final reflection on the entire pastoral project of the Biblical Mission .....	94

## **APPENDIX 4: EVALUATIONS AND FINAL REPORT**

1. Evaluation of the Convocation .....	99
2. Evaluation of the Experience of the Biblical Mission .....	102
3. Evaluation of the discernment of roles for the evangelizers and hosts .....	106
4. Evaluation of the Training Day .....	108
5. Guides for the oral evaluation of the Sending Forth and Closing Liturgies .....	112
6. Final report to Instituto Fe y Vida .....	114

**Theme Song of the First Continental Biblical Mission for Youth and Young Adults ...117**

**Bibliographical Notes and References .....**118



# MISSION PRAYER

## "GOD'S WORD COMES TO LIFE IN YOUNG PEOPLE"

Jesus, our friend, prophet, and teacher,  
how great you are for desiring  
God's Word to come to life in young people!

You are the Way, the Truth, and the Life.

You are the Way that guides our steps  
to bring the Good News to those who long for God's love.

You are the Truth that feeds our spirit,  
as we take part in making your Kingdom present in the world.

You are the Life that transforms our lives,  
as your love becomes incarnate through the Word of God.

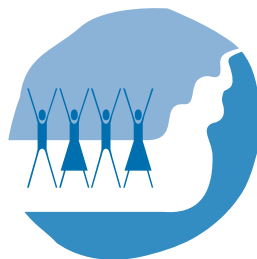
Jesus, our friend, prophet, and teacher,  
how great you are for inviting us, so that  
God's Word may come to life in young people!

We pray from the bottom of our hearts  
for the success of this Biblical Mission.

We place before you, in a special way, all the young missionaries  
and those who will participate in the biblical sessions.  
May God's Word find a home in their hearts.

Enlighten them, strengthen them, and fill them with your Spirit,  
so that, with Mary as their companion,  
they may become your prophets, here and now,  
and God's Word may come to life in young people.

Amen.





## PROLOGUE

The Biblical Mission for Youth and Young Adults,  
"God's Word Comes to Life in Young People,"  
is a missionary project of the Catholic Church,  
coupled with an evangelizing and formative effort  
on the part of its young leaders.

It is carried out in the spirit of Jesus,  
whose mission it was to announce the Good News  
of the coming of the Kingdom of God to humankind.

This mission was taken up by his first disciples,  
and with the same strength yesterday, today, and forever,  
Jesus continues to invite the baptized  
to bring him as the Word of Life  
to the ends of the earth in every generation.

Discovering and answering the personal call to mission  
is the fruit of growth and maturity  
as a follower of Jesus.

Once you agree to follow him,  
life becomes a conversation and communion with him,  
a conscious participation in his saving mission.

The Biblical Mission for Youth and Young Adults  
brings young people to an encounter with Jesus,  
getting to know him and accepting his invitation to love and serve others,  
announcing with words and deeds "what we have heard,  
what we have seen with our eyes" (1 Jn 1:1).





Office of the Archbishop

## Archdiocese of San Antonio

P.O. Box 28410 • San Antonio, Texas 78228-0410

Phone (210) 734-2620

Fax (210) 734-0708

October 12, 2009

Dear Young People and Youth Ministers,

Filled with hope, I write this letter to encourage you to participate in the Biblical Mission for Youth and Young Adults, “God’s Word Comes to Life in Young People.” The Word of God has been, is, and always will be a fountain of true life for each person who receives it with an open heart.

The foundation on which we construct our Christian life ought to be a personal encounter with the Lord Jesus, who is the Word that became flesh and dwelt among us. Through Sacred Scripture, we come to know Jesus more deeply, and in this way, we can love Him more and give our lives to Him.

The Apostles had their lives transformed after their personal encounter with Christ: they started to live according to His teachings, having Jesus as the foundation and goal of all they did. Jesus became the center of their life, and the Word became the source that nurtured their ministry and impelled them to announce Him to the whole world.

I hope each one of you may have a similar experience. Jesus wants to encounter the youth of today, making Himself present among them through the testimony of young missionaries who live according to God’s Word and share it in community.

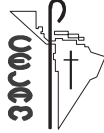
If you are a young person who knows that Jesus loves you, if you know Him well and consider Him your friend, you are invited to be a member of a Team of Young Missioners. If at this moment in your life you are in need of love or hope, or you feel sad and discouraged, Jesus invites you to participate in this Biblical Mission. He wants to be close to you, so that you may know Him better and experience the great love He has for you. He wants you to know Him as the one who reconciles and gives new life.

And to you, dear priest, ordained to be a good shepherd among the youth; dear youth minister; teacher of religion in a school; catechist in a parish; parent... Jesus invites you to organize this Biblical Mission. There are so many young people thirsting for God! Do not miss this great opportunity! It is urgent that “God’s Word come to life in young people,” and you can become one of the apostles who help to form young missionaries in our Church today.

I offer my prayers for all of you, and remain yours in Christ, prophet of hope among our youth,

+ José H. Gomez

Most Reverend Jose H. Gomez, S.T.D.  
Archbishop of San Antonio, Texas  
Chairman of the Committee on Cultural Diversity in the Church, USCCB  
Moderator of the National Catholic Network de Pastoral Juvenil Hispana – La RED



CONSEJO EPISCOPAL LATINOAMERICANO  
DEPARTAMENTO DE FAMILIA Y VIDA  
SECCIÓN JUVENTUD

January 6, 2010

Dear young people,

Jesus has a life-giving message for you. He is our best friend who never lets us down, who has words of new life and stands by our side, as long as we accept him in our life. All that is required is for each of you to be ready to meet him and hear his message, so that your life may have new energy and meaning in the midst of the many problems we face today.

When the Latin American Bishops gathered in Aparecida, Brazil in 2007, they called us to become authentic disciples and missionaries of the Lord of Life, and to carry out a Great Continental Mission in which we bring the Good News to our whole continent.

For this reason it is a joy to present to you the Biblical Mission for Youth and Young Adults, "God's Word Comes to Life in Young People." It is a great gift from God and a source of much hope for the young, thanks to the thousands of young missionaries who will be taking action throughout our American Continent.

For those who suffer, who feel lost or lonely, who have given up on life... Jesus offers a gift of love and hope. It is a gift that will be poured out over you, a blessing that will seal you for life. This Biblical Mission is an opportunity to grow in faith, to get to know Jesus better, and to make friends who will accompany you on the journey through life. Believe me, it is a privilege to be the recipient of such a magnificent gift. Come and receive the gift of Jesus!

For those who feel a burning desire in their heart to be a light and support to their less fortunate peers, this Biblical Mission provides a beautiful opportunity to do so. Jesus is calling all young people who feel the urgency to be disciples and prophets of the reign of God, to continue his saving mission in this moment of history. With Jesus, you can help to create a better world. Come and take action!

Come with all of your dreams, with confidence that Jesus will find you on the way, and just like the disciples who walked with him on the road to Emmaus, he will explain the Scriptures to you and reveal his message of salvation. Come walk side-by-side with the Master, he is the way, the truth, and the life.

May you receive with this letter my heartfelt greeting and blessing,

Mons. Mariano José Parra Sandoval  
Bishop of Guayana City, Venezuela  
Bishop in Charge of the Office for Young People at CELAM

---

Carrera 5a. N° 118-31 (Usaquén) - Tel: (57 1) 587 9710 - Fax: 587 9717 - Apartado Aéreo 51086 - Bogotá, D.C. - Colombia  
E-MAIL: [familiaayvida@celam.org](mailto:familiaayvida@celam.org) // [familiaayvida@yahoo.es](mailto:familiaayvida@yahoo.es)



## **Letter to Priests, Religious, and Lay Pastoral Ministers,**

"Prepare the way of the Lord, make straight his paths" (Is 40:3; Lk 3:4). All of us know young people who are thirsty to work in collaboration with us, and who yearn for our guidance, affection, and attention.

For their sake, you are invited to embrace the Biblical Mission for Youth and Young Adults, "God's Word Comes to Life in Young People." Include it in your planning and projects, and assume leadership in your parishes, deaneries, arch/dioceses, congregations, institutes, schools, and apostolic movements to make it happen in your area. Under your leadership, the multiplying effect of this Biblical Mission will bear much fruit, both among the young missionaries and the participants.

In your hands, you have the power to make a huge difference in the lives of those under your pastoral care and leadership. The Biblical Mission needs you to cultivate the seeds of the Gospel in the hearts of young people.

Open the doors to young people and adults who want to make your parish or institution a Biblical Mission site. Get involved with them or support them so that the young people will have mentors who are close to them, offer warmth, are ready to listen to them, and provide them spaces for their growth in faith, hope, and love.

In the spirit of *communion in mission* throughout the Americas, take advantage of this Biblical Mission to strike up an encounter between young people and Jesus. Affirm their baptismal vocation, so that it transforms them deeply, gives Christian meaning to their life, and impels them to act in a way that reflects gospel values.

Join this beautiful evangelizing effort so that the young people of today may become missionary disciples and active ministers of the New Evangelization of the Americas. God will bless your efforts abundantly.

May our evangelizing Mother Mary inspire you in this Biblical Mission,

*Instituto Fe y Vida Biblical Team*

## **Letter to Youth Ministers, Advisers, and Parents,**

As you know, the pastoral care of young people can be an absolute delight at times! Their creativity, energy, optimism, and questioning renew and strengthen our faith. The Biblical Mission for Youth and Young Adults in the Americas, "God's Word Comes to Life in Young People," offers an opportunity to build the Kingdom of God with and for young people.

Today, Jesus' words come to life and resound in our hearts; they are calling us to be trainers and advisers of young missionaries for a New Evangelization of their peers. We pray you will be open to Jesus' calling.

"Not everyone who says to me, 'Lord, Lord,' will enter the kingdom of heaven, but only the one who does the will of my Father in heaven" (Mt 7:21). Enter into prayer; ask the Lord for the strength and the necessary gifts to join the Biblical Mission project. It is time to bear witness to our faith among young people and to be a source of inspiration, support, and leadership!

Encourage your young people to be protagonists of a new pastoral project among their peers; accompany and advise them so that God's will may be accomplished through them. Assume your role as advisers; place your trust in the young people who will serve as evangelizers and hosts.

Listen to the deep yearnings, the faith concerns, and the pastoral needs of young people in your area. Invite them to participate in this Biblical Mission. Centering your efforts on this ecclesial project will bear an abundance of fruit as it enables young people to walk in the footsteps of the first disciples who encountered Jesus in real life.

Trusting in the generosity of your hearts to respond to the urgent need for a New Evangelization, whereby active young people in the Church are empowered to carry out their baptismal mission among their peers, we ask God to bless you abundantly for this task.

May Mary, our Mother and Jesus' disciple, guide you in this Biblical Mission,  
*Instituto Fe y Vida Biblical Team*

During their Fifth General Conference in Aparecida, the Latin American bishops encouraged pastoral ministers, catechists, and youth and young adult ministers by affirming the multiple gifts that God has given young people for their own benefit, for the benefit of the Church, and for the benefit of society:

What [young adults and adolescents] fear is not sacrifice or giving up their own life, but rather a meaningless life. Because of their generosity, they are called to serve their brothers and sisters, especially the most needy, with their time and life. They are capable of standing up to the false illusions of happiness and the deceptive promises of drugs, pleasure, alcohol, and all forms of violence. In their search for the meaning of life, they are sensitive to, and capable of discovering, the particular call that the Lord Jesus issues to them. As missionary disciples, the new generations are called to transmit to their fellow young people without distinction, the current of life that comes from Christ, and to share it in community, building up the Church and society.<sup>1</sup>



# INTRODUCTION

The Lord's missionary mandate is ultimately grounded in the eternal love of the Most Holy Trinity: "The pilgrim Church is missionary by her very nature, since it is from the mission of the Son and the mission of the Holy Spirit that she draws her origin, in accordance with the decree of God the Father."

—Second Vatican Council, *Ad Gentes*

The Church's essential and primary mission is evangelization—to make Jesus known by sharing his life and his message at all times and places. Evangelization offers the opportunity to attain the new life given to us by Jesus through his Spirit, as he becomes incarnate in his followers and in the ecclesial community.

In this Biblical Mission, young people—adolescents and single young adults—gather around the Word as it is revealed in Sacred Scripture. Through God's Word they encounter Jesus, listen to his message, and are transformed as they allow the Word to become incarnate in their lives. As they gather in the name of Jesus, he offers them his great love and gives them new life. As he says, "For where two or three are gathered together in my name, there am I in the midst of them" (Mt 18:20).

"Jesus Christ is the same yesterday, today, and forever" (Heb 13:8). Therefore, the Biblical Mission for Youth and Young Adults, as it faithfully transmits the truths of the Gospel, is a project for today and for the future. It is also an instrument that ever brings to life the active presence of Jesus and the movement of the Holy Spirit.

## THE GOALS AND OBJECTIVES OF THE BIBLICAL MISSION

### General goals

1. To bring the Word of God to young people with new ardor, expressions, and methods.
2. To promote the evangelizing vocation of young Catholic leaders.
3. To create a sense of the universal Church among Catholic youth and young adults in the Americas.

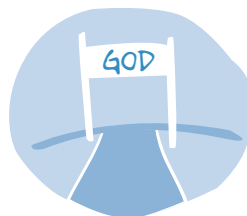


## Objectives of the young evangelizers and hosts

1. To bring the Word of God in a meaningful way to thousands of young people in the Americas, with a bilingual and multicultural reach.
2. To become more aware of their personal vocation as evangelizers and become apostles to other young people in their own setting.
3. To grow in faith and enjoy a spirit of collaboration and fellowship with other young people throughout the Americas.
4. To learn a pastoral approach to peer evangelization, designed especially for youth and young adults, with all the necessary resources to be implemented by youth ministers, catechists, youth and young adult leaders, or parents.
5. To use their knowledge of Sacred Scripture and catechetical training to share the Word of God with other young people.

## Objectives of the Biblical Mission for young Catholics as members of the Church

1. To answer the call of Pope John Paul II for a New Evangelization, in the spirit of the apostolic exhortation *Ecclesia in America*.<sup>2</sup>
2. To answer the call of Pope Benedict XVI in his convocation of the Synod on the Word of God in the Life and Mission of the Church, that “the Word of God be known, discerned, loved, and more profoundly grounded and lived in the Church.”<sup>3</sup>
3. To respond to the call of the V General Conference of the Bishops of Latin American and the Caribbean, Aparecida, in 2007, that the Catholic Church in Latin America should remain in an active and permanent state of mission.<sup>4</sup>
4. To implement the *Conclusions of the First National Encounter for Hispanic Youth and Young Adult Ministry*, held in the United States,<sup>5</sup> which asked for the creation of pastoral models of evangelization, and formation of leaders among young Latinos, and of *Renewing the Vision: A Framework for Catholic Youth Ministry*,<sup>6</sup> which speaks of bringing adolescents to an encounter with Jesus.
5. To respond to the need for unity and diversity within the Church in the United States, with a bilingual missionary effort designed to include young people from all cultural backgrounds.
6. To promote the harmonious collaboration of arch/dioceses, parishes, pastoral institutes, religious congregations, national organizations, and apostolic movements, as promoters and facilitators of the Biblical Mission.





## ORGANIZATION AND UTILIZATION OF THE *MANUAL*

This *Manual* is designed for the Core Team. It contains specific material for the local or regional organizers, trainers, and advisers who will assume adult leadership for the Biblical Mission, while promoting the pastoral protagonism of the young people who will take the lead in the evangelization of their peers as young missionaries.

The theological and pastoral framework supporting this Biblical Mission, as well as the methodological guidelines and practical contributions that the young missionaries need to learn, are found in the *Manual for the Team of Young Missioners (Manual for the TofYM)*. Thus, the *Core Team Manual* continually refers to the *Manual for the Team of Young Missioners* and to the *Mission Guidebook*. The latter is a detailed guide to preparing for and conducting the biblical sessions.

The *Manual* is organized into three parts, an epilogue, and four appendixes:

### **Part 1: A Project for Today and Tomorrow**

The first part presents the Biblical Mission, its *mística* and its place in a broader understanding of biblical pastoral ministry for youth and young adults. It describes the process for implementing it, focusing on the aspects that the Core Team must consider while planning for the Biblical Mission. It introduces the four Mission publications and offers a guide for studying them. The appendix helps the Core Team to envision the missionary potential of the young Church through several examples of organizing centers.

The *mística* is a vital aspect of the Biblical Mission, since it communicates its spirituality in many ways and is the source from which the missionary project is born:

The word *mística* refers to a set of ideals, attitudes, values, and feelings that motivate and guide people or communities in their faith journey, inspiring their response to God, and generating a spirituality that animates their lives and pastoral ministry. It comes out of a deeply spiritual experience, founded on prayerful reflection about our shared call to ministry and mission as members of the Body of Christ, the Church.

The Mission Cross and its symbols, the theme song, the videos produced in Spanish, and the images and materials utilized in the four sessions all help to generate the *mística* of the Biblical Mission project. Nevertheless, it is the young people—with their enthusiasm, love for Jesus, apostolic zeal, interest in seeing God’s Word come to life, and desire to bring the Good News to their peers—who give the Biblical Mission a prophetic, youthful *mística* that is capable of generating faith in Jesus and his message of salvation.<sup>7</sup>

### **Part 2: The Protagonism of Young People and the Role of Adults**

The second part begins by presenting how the Biblical Mission activates the baptismal vocation of young people; it includes a descriptive table of the teams that coordinate it, and a profile of the young participants to whom it is geared. It describes

the roles of the Core Team and presents the Biblical Mission project as a formation-in-action process for the young missionaries, as seen from the Core Team’s perspective.

### **Part 3: Processes for the Formation and Training of the Teams of Young Missioners**

In this part, all of the processes involved in the implementation of the Biblical Mission are described. These processes are: for the *initial preparation stage*—the invitation of the candidates to serve as young missioners and the process for their Convocation; for the *training stage*—the Experience of the Biblical Mission for the young missioners, their discernment of roles as either evangelizers or hosts, the formation of the teams, the selection of sites for the Biblical Mission, and the Training Day; and for the *implementation stage*—the facilitation of the Biblical Mission by the young missioners, and the Sending Forth and Closing liturgies.

#### **Epilogue: The Biblical Mission is Over... Now What?**


The epilogue presents the wealth of options available so that the young people touched by the Biblical Mission—missioners and participants alike—may continue their faith journey in a community with adequate adult support.

#### **Appendixes**

The appendixes complement the vision of the Biblical Mission with practical resources to implement it and detailed explanations of key concepts. Most of these resources are also available separately on the website, [www.YouthBiblicalMission.org](http://www.YouthBiblicalMission.org).

## **THE CATHOLIC YOUTH BIBLE AND ITS USE IN THE BIBLICAL MISSION**

*The Catholic Youth Bible*<sup>8</sup> (CYB) is the preferred text for biblical pastoral ministry among youth and young adults in the English language. It was written with young people in mind so they can “Pray it, study it, and live it.” The *CYB* provides cultural connections to the Bible, valuable introductions to the major sections and each book of the Bible, as well as a series of didactic and pastoral tools. These will enable young people to share the Good News more readily with their peers.



#### **The Catholic Youth Bible as the tool of choice for the young missioners**

Since the young missioners must get closer to the Word of God in order to pray with it, become familiar with its message, and live it, the ideal is that all of the young missioners would have a copy of the *CYB*. This version of the Bible will also become quite useful to them in their ongoing mission to evangelize their peers.

**The text of the *New American Bible, Revised Edition* or *The Catholic Youth Bible*: official text of the Biblical Mission**

The *CYB* uses the text of the *New American Bible, Revised Edition*, due to its biblical quality and accessible language for young people. So that all of the participants in the Biblical Mission may read the same version of the biblical text, the passages that are used for each session are transcribed in the *Mission Guidebook* and *Journal*. It is recommended to enthrone this Bible at each Biblical Mission site during the first session and keep it in a prominent location throughout the Biblical Mission.

## UTILIZATION OF THE WEBSITE BY THE CORE TEAM

The Biblical Mission website in English is located at [www.YouthBiblicalMission.org](http://www.YouthBiblicalMission.org), while the Spanish version is [www.MisionBiblicaJuvenil.org](http://www.MisionBiblicaJuvenil.org). Anyone can register as a user, thereby acquiring the right to download for free all the resources available there. Appendix 1, also located on the website, contains a guide that explains the resources and how to utilize them.

After the evaluations have taken place, the organizer must fill out the appropriate form, found both on the website and in Appendix 4 of this *Manual*, and send the *final report* to Instituto Fe y Vida. The form provides space to record the number of sites, young missionaries, and young participants; any significant outcomes and challenges encountered at the organizing center; and suggestions for future Biblical Missions. Instituto Fe y Vida, in turn, will make available general information gathered from all the reports as valuable feedback for the future.



Pope Paul VI in his apostolic exhortation *Evangelii Nuntiandi* (*On Evangelization in the Modern World*), encouraged within the Catholic Church a deep evangelizing spirit, which remains a priority in our time. In it, he tells us:

Evangelizing means bringing the Good News into all the strata of humanity, and through its influence transforming humanity from within and making it new... The Church evangelizes when she seeks to convert, solely through the divine power of the message she proclaims, both the personal and collective consciences of people, the activities in which they engage, and the lives and concrete milieu which are theirs...

For the Church it is a question not only of preaching the Gospel in ever wider geographic areas, or to ever greater numbers of people, but also of affecting and as it were upsetting, through the power of the Gospel, mankind's criteria of judgment, determining values, points of interest, lines of thought, sources of inspiration and models of life, which are in contrast with the Word of God and the plan of salvation.<sup>9</sup>



# PART 1

## A PROJECT FOR TODAY AND TOMORROW

The vital core of the new evangelization must be a clear and unequivocal proclamation of the person of Jesus Christ, that is, the preaching of his name, his teaching, his life, his promises and the Kingdom which he has gained for us by his Paschal Mystery.

—Pope John Paul II, *Ecclesia in America*

### 1.1 **MÍSTICA OF THE BIBLICAL MISSION “GOD’S WORD COMES TO LIFE IN YOUNG PEOPLE”**

The Biblical Mission for Youth and Young Adults, “God’s Word Comes to Life in Young People,” is grounded in the main task of the Church: the evangelization of the world. It has its origin in Sacred Scripture, as the source of encounter with Jesus and his Good News of salvation. It operates from the perspective of the New Evangelization of the Americas and the call of the Latin American Bishops, in their Fifth General Conference at Aparecida, for the Church to remain in an active and permanent state of mission.

The Church in Latin America has made a preferential option for young people,<sup>10</sup> and in the United States ministry with the young is recognized as a priority in most of the processes that analyze the pastoral needs of the Church at the national and diocesan levels. Putting these priorities into action entails recognizing the love of God for young people and the trust God places in them. It also implies that the Church should focus its attention, concern, and time on this loving mission.

The desire of the Church to penetrate the lives of young people is realized throughout history whenever it encourages and nourishes their Christian vocation. The face of Jesus is reflected in the young people who live in harmony with their values and bring the Good News to others. In effect, the Church is ever young in and through them.

When young people receive the proclamation of Jesus and his Gospel as the answer to their deepest aspirations, they also respond generously to the uplifting summons to follow Jesus and participate in his mission for the salvation of humanity. As lay people, they are called in baptism to continue Jesus’ threefold mission as priest, prophet, and king.<sup>11</sup>

## The Word of God: A source of ministry among youth and young adults

In order for God’s Word to come to life in young people, the protagonism of young people has to be cultivated. This is achieved by preparing and creating opportunities for the young missionaries to become the face, voice, and the strength of Jesus in the mission of the Church. These opportunities and this protagonism are essential facets in all youth and young adult ministry programs, since young people have always been the most effective evangelizers of their peers. Adults step back so that young people may grow, just as John the Baptist did when presenting Jesus, thereby allowing evangelization to take place among peers, as called for by the Magisterium of the Church.

The Biblical Mission for Youth and Young Adults facilitates this task by promoting young people’s vocation as prophets of the Kingdom of God. The Biblical Mission’s motto, “God’s Word Comes to Life in Young People,” focuses on the importance for the young Church to incarnate God’s Word and take it everywhere.

### **See Manual for the ToFYM:**

- “The Biblical Mission and the New Evangelization,” pp. 17-27.
- “Pastoral-theological framework of the Biblical Mission,” pp. 27-36.

In Sacred Scripture, God speaks to men and women as friends, in their own language, conversing with them to invite them to live in communion with him.<sup>12</sup> God reveals himself to people both individually and collectively throughout history in order to make a covenant of love with them. In this way, God has gradually made manifest the purpose for which we were created: that all people may know the Father and come to share in his divine nature, through Jesus Christ—the Word made flesh—by the action of the Holy Spirit (Eph 2:18; 2 Pt 1:4).

This dialogue, through which God comes to meet us so that we can enjoy his liberating love and live in communion with him, requires our free and conscious participation. This entails receiving the Word with faith and openness, as well as a willingness to respond to God’s invitation with the offering of our own lives, the only response pleasing to God. Thus, our actions bear witness to the active presence of God and confirm Jesus’ teaching that God’s promise of salvation will come into our lives.

In order to bring God’s Word to young people—with its liberating power capable of turning anxiety into peace, resentment into love, despair into hope, laziness into diligence, oppression into freedom—it is necessary to get to know it, to pray with it, and to live it from the bottom of one’s heart. *Biblical Pastoral Ministry for Youth and Young Adults* and *Biblical Animation of Youth and Young Adult Ministry* are complementary actions promoted by Instituto Fe y Vida to bring the Word of God into people’s lives.

*Biblical Pastoral Ministry for Youth and Young Adults* entails connecting Sacred Scripture with the life experience of young people—in theory and practice—through a systematic, continuous and integrated process, guiding them to bring God’s plan to life in their own lives and to share it

with others by identifying with Jesus and adopting his way of being, living, feeling, and acting, here and now, as their goal in life.

*Biblical Animation of Youth and Young Adult Ministry* consists of young people, encouraged and guided by their biblical knowledge, bringing the Word of God to their peers in order that they may get to know it, pray with it, live it from their heart, and become capable of living and sharing God's plan by identifying themselves with Jesus and adopting his way of being, living, feeling, and acting, here and now, as their goal in life.<sup>13</sup>

This Biblical Mission promotes "Biblical Pastoral Ministry for Youth and Young Adults," through the pastoral efforts of adult leaders and advisers who oversee youth and young adult ministry. At the same time, "Biblical Animation of Youth and Young Adult Ministry" is realized by the young people as protagonists in this pastoral project among their peers. The former is needed in order for the latter to take place, because it is only by receiving God's Word and allowing it to become incarnate in their personal lives that young people may be able to share it in a meaningful way with other young people.

## **The Biblical Mission: A source of young missionary disciples of Jesus**

The Biblical Mission project, "God's Word Comes to Life in Young People," consists of a series of Biblical Missions to be carried out periodically, in order to maintain the young Church in an active and permanent state of mission. Thus, an ever-growing corps of adolescents and young adults will progressively be trained as missionary disciples.

The Church insists that young people are the best evangelizers of their peers: people called by Jesus to incarnate God's Word in youthful settings. Therefore, the Church promotes the protagonism of the young so that the evangelization of youth and young adults may be carried out *by, with, and for* young people, *from* their lived reality.

Ministry **by young people** involves inviting, convoking, training, and organizing them so that they are able to bring the Word of God to their peers. This is achieved by forming teams of four young people: one pair will serve as evangelizers and the other pair as hosts. Following the image of the sower, the young people serving as hosts will prepare the soil when they invite other young people to participate in the Biblical Mission, organize the materials for each session, and create a welcoming spirit of community among the participants. Through their work, the seeds of the Gospel sown by the evangelizers through the proclamation of the Word, as well as the facilitation of reflection in prayer, will find fertile soil in which to germinate and bear fruit.

Ministry **with young people** entails adult leaders working with the Teams of Young Missioners, empowering them to be the protagonists of the pastoral project. This implies believing in young people, training them, advising them, and accompanying them throughout the Biblical Mission.

Ministry **for young people** is the ultimate goal of the Biblical Mission. It aims at reaching thousands of young people throughout the Americas to bring the life-giving Word of God to them, so that it may become incarnate in their lives: their anguish will



become peace; their loneliness will transform into community; their apathy will be converted into determination that comes from the Holy Spirit; and their confusion will dissipate on the path toward the eternal love of the Father.

Ministry **from the lived reality of young people** takes into consideration their personal, communal, and social reality as the starting point of all pastoral reflection, in the light of God’s Word. Using the methodology applied in the biblical sessions, which invites young people to bring their own experience into every reflection and prayer, ensures that this approach is attained.

Thus, young missionaries for future Biblical Missions will be generated from the participants in each Biblical Mission. Some of the young missionaries could become advisers and some young advisers could become trainers. The idea is to produce a growing body of evangelizing and missionary leaders among the young Catholics in the Americas.

## Letters from our pastors encouraging the Biblical Mission

At the beginning of this *Manual*, two letters are presented from bishops who encourage the Biblical Mission in Jesus’ name. Both letters are relevant since the Biblical Mission, “God’s Word Comes to Life in Young People,” is designed for the Catholic Church throughout the Americas. The two bishops endorsing the Biblical Mission are:

- The Most Reverend José H. Gomez, STD, Archbishop of San Antonio, Texas; Chairman of the Committee on Cultural Diversity in the Church, USCCB; Moderator of the National Catholic Network de Pastoral Juvenil Hispana—La RED.
- The Most Reverend Mariano José Parra Sandoval, Bishop of Guayana City, Venezuela; Bishop in Charge of the Office for Young People, CELAM.





## 1.2 PROCESS FOR IMPLEMENTING THE BIBLICAL MISSION

This section presents the major stages of the Biblical Mission, with their respective steps, in order to provide a general overview and highlight the most important aspects to be considered when planning it.

### Stage 1: Initial preparation

Stage 1 is in the hands of an organizer and a Core Team. The team studies the entire project and focuses on preparing the activities for the following stage. It is recommended that the team watch and discuss the PowerPoint presentation from the website to acquire an overview of the Biblical Mission. If the team understands Spanish, a training video is available on the Spanish site, [www.MisionBiblicaJuvenil.org](http://www.MisionBiblicaJuvenil.org).

Planning time will depend on the particular circumstances of each organizing center. The first Biblical Mission will take longer to organize, since a Core Team has to be established and needs to study in depth the four publications and available resources. Appendix 1 offers a “Guide to Using the Resources for the Biblical Mission,” pp. 62-69.

### Stage 2: Training of the young missionaries

This stage starts by inviting candidates to serve as young missionaries. It is at this stage that the collaboration begins between the Core Team and the young people who will become the protagonists of the Biblical Mission for Youth and Young Adults. This is a key stage because, to a great extent, the fruits of this model of youth and young adult missionary outreach will depend on the formation and multiplication of young missionaries.

In later Biblical Missions, young people who have enjoyed and benefited from the Biblical Mission can be recruited to serve as young missionaries. For the first Biblical Mission, it is important to select young leaders with enough prior formation and leadership skills to ensure the successful outcome of the process.

### Stage 3: Implementation of the Biblical Mission

Although the Biblical Mission for Youth and Young Adults encompasses the entire project, the main pastoral activity of the young missionaries occurs in the stage defined as the “Implementation of the Biblical Mission.” This stage begins with the Sending Forth Liturgy and culminates in the Closing Liturgy, followed by a joint evaluation by the Core Team and the Team(s) of Young Missioners.

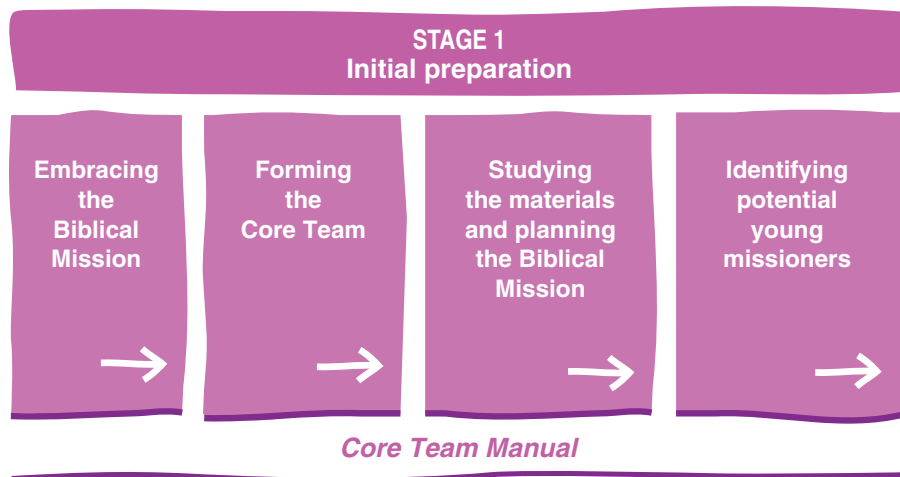
The steps in each stage are presented below, and a calendar to visualize time allocation throughout the Biblical Mission process can be found in Appendix 2, p. 76. The *Manual for the Team of Young Missioners* includes a summarized version of the Biblical Mission process to help the young missionaries grasp the entire project and value the importance of their pastoral activity within it.

**See Manual for the ToFYM:**

- “Process for implementing the Biblical Mission,” pp. 51-56.



## Stage 1: Initial preparation



### 1. Embracing the Biblical Mission

The decision to implement the Biblical Mission can originate from anyone interested in bringing the Word of God to young people. It could be peer leaders in young adult ministry, catechists, priests, youth ministry leaders, parents, and so on. However, in order to carry out the Biblical Mission, it is essential that one or more people who love the Word of God and have some biblical and pastoral training commit themselves to organize it. These people are called *organizers*.

### 2. Forming the Core Team

The functions of the Core Team are: to organize and coordinate the Biblical Mission; to conduct the training of the young missionaries; and to foster their protagonism in the Biblical Mission. This team is made up of adults who serve as trainers and advisers under the coordination of the lead organizer.

It is important that the team be formally established and then prepared to carry out its duties harmoniously and effectively. Personal and team prayers bring intentions and actions together to achieve the same goal, under the guidance of the Holy Spirit, allowing the team to carry out its tasks with enthusiasm, joy, and efficiency.

The Biblical Mission project is designed so that the pastoral skills learned by the Core Team can be exercised more broadly in leadership for youth and young adult ministry. Many times there are adults in the community who want to support young people, but they do not know how. This is an opportunity to invite former youth and young adult ministry participants, as well as parents who would like to get involved to support their adolescent children, and other members of the faith community who want to make a difference in the human and Christian development of young people.

### 3. Studying the materials and planning the Biblical Mission

Each member of the Core Team should have a copy of all four publications of the Biblical Mission:

- *Core Team Manual*
- *Manual for the Team of Young Missioners*
- *Mission Guidebook*
- *Mission Journal*

In addition, it is important to become familiar with the Biblical Mission website and the resources it offers: [www.YouthBiblicalMission.org](http://www.YouthBiblicalMission.org). All the materials can be downloaded free of charge, and in some countries the publications can be purchased in print at a reasonable cost.

Section 1.3 of this *Manual* indicates how to study the publications and gives some guidelines to carry out the initial preparation, pp. 33-36. It is the responsibility of each Core Team to know when it is ready to plan in detail the entire process. Appendix 2, p. 76, provides a sample calendar for planning the Biblical Mission, and the website offers a template for use in local planning.

Section 1.4 presents the organizing centers as breeding grounds for future Biblical Missions and for committed young leaders, pp. 36-38. Appendix 2 describes six scenarios with their respective sites and their missionary potential, pp. 70-75.

#### 4. Identifying potential young missioners

Core Team members will personally identify potential young missioners, based on the knowledge they have of them and of the tasks they will have to carry out. Before making a list of young prospects to serve as evangelizers and/or hosts, the team must review the following:

- “Descriptive Chart of the Biblical Mission Teams,” pp. 40-41, in this *Manual*.
- “Ten Commandments for Evangelizers” and “Ten Commandments for Hosts,” in the *Manual for the Team of Young Missioners*, pp. 60 and 61, respectively.
- The entire process for Session 1 in the *Mission Guidebook*.\*

**See *Manual for the TofYM*:**

- “Ten Commandments for Evangelizers” and “Ten Commandments for Hosts”, pp. 60-61.

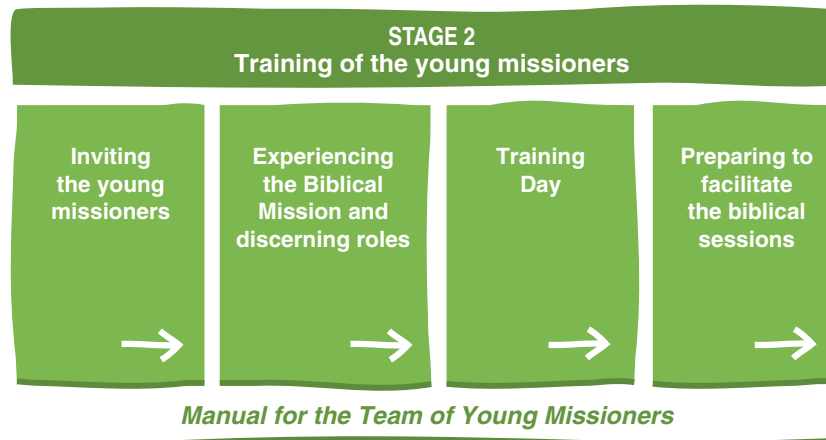
**See *Mission Guidebook*:**

- Entire process for Session 1.

---

\* References to the *Mission Guidebook* only indicate the title of the section or subsection that the reader must find. Pages are not mentioned, because the pagination of the sections may change in the *Guidebooks* of subsequent Biblical Missions. To easily identify these sections, it is recommended to review the index of the *Guidebook* being used.

## Stage 2: Training of the young missionaries



This section describes the steps required for training the young missionaries, with the intention of providing a general overview. Part 3 of this *Manual* covers the different training activities in greater detail, pp. 47-60, and Appendix 3 contains the necessary processes and tools to carry them out, pp. 79-97.

### 1. Inviting the young missionaries

The invitation of young missionaries is done in person; the guidelines for extending the invitation are found in Section 3.1, pp. 47-48. Appendix 3, pp. 80-81, includes a sample informational letter and permission form for the parents/guardians of minors, which is required for pastoral activities carried out in the United States.

The invitation is formalized during a Convocation with prospective young missionaries, which is described in Section 3.2, pp. 48-49. The outline of its process is located in Appendix 3, pp. 82-86.

Before extending a personal invitation, the dates of the Convocation, the Experience of the Biblical Mission weekend, and the Training Day must have already been determined. It is important that the young people save the dates immediately, because their participation in all of them is vital to becoming members of a Team of Young Missioners.

### 2. Experiencing the Biblical Mission and discerning roles

A key task of the Core Team is to facilitate an Experience of the Biblical Mission for the young missionaries. Section 3.3, pp. 49-50, provides a general overview of the process.

This event will be based on the *Mission Guidebook*. Over the course of its four sessions, the young missionaries will receive the message of the Biblical Mission. At the same time, the use of the *Mission Journal* will help them to incorporate the message into their lives and become familiar with the process of the sessions they will later facilitate.

It is recommended to offer the Experience of the Biblical Mission as a weekend retreat that also includes the process for discerning roles:

- **Friday night:** Introduce the entire process of the weekend and provide a social so that the participants can get to know each other.
- **Saturday:** Carry out the first three sessions of the Biblical Mission.
- **Sunday:** Conduct the fourth session, celebrate the Eucharist, and carry out the process for discerning roles as evangelizers or hosts.

The “Discernment process for the selection of roles and the solemn commitment to be a young missionary” is located in Appendix 3, pp. 87-90. For practical reasons, a guide to instruct young people on how to prepare for the Training Day is included, which is located in the *Manual for the Team of Young Missioners*, pp. 63-66.

At the conclusion of the Experience of the Biblical Mission weekend, the Core Team will know how many young missionaries have committed to participate in it. This will allow the Core Team to determine the number of sites for the Biblical Mission and to move forward to the next planning stage, during which they will also prepare the Mission Cross for each site and the personal crosses for the young missionaries.

**See *Manual for the TofYM:***

→ “Preparation by the young missionaries for the Training Day,” pp. 63-66.

### 3. Training Day

The objective of the Training Day is to prepare the young missionaries to embrace the vision and the *mística* of the Biblical Mission and to serve as hosts or evangelizers. During this day, they will learn how the Teams of Young Missioners were formed and they will receive their assignment to a particular Biblical Mission site; the recommended process to carry this out is found in Section 3.5, pp. 52-53.

The Training Day consists of both theoretical and practical formation. The objectives and overview for this day are located in Section 3.6, pp. 53-55. Appendix 3, pp. 91-93, presents a sample schedule for a one-day training. It is left to the discretion of the Core Team to decide whether to carry it out in one day or break it up over several weekly sessions.

### 4. Preparing to facilitate the biblical sessions

The teams of young people will continue meeting to prepare the content and materials for each of the biblical sessions. This preparation is key to the success of the Biblical Mission and meaningful for the formation-in-action process of the young missionaries. It is carried out in three stages that are described in detail in the *Mission Guidebook*: (a) individual preparation; (b) initial preparation as a team; and (c) preparation on the day of the session.

Advisers assigned to accompany the teams will ensure that the four young missionaries coordinate and properly prepare the sessions with a shared leadership approach. In doing so, they must respect the role of the young missionaries as the

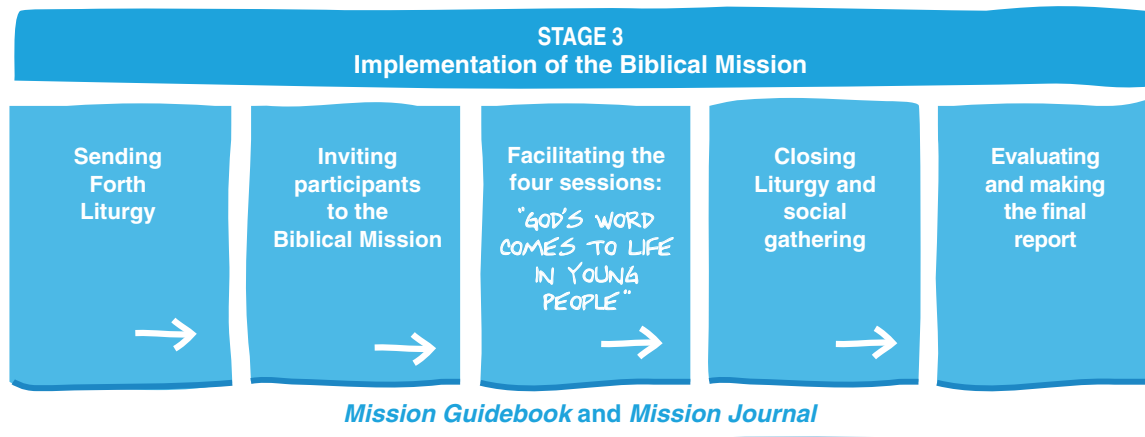


protagonists of the Biblical Mission, tactfully and confidently training them to grow as Christian leaders so that they may adequately carry out their duties.

**See Mission Guidebook:**

→ “Methodological introduction to the Guidebook.”

### Stage 3: Implementation of the Biblical Mission



#### 1. Sending Forth Liturgy

In order for the Biblical Mission to achieve the ecclesial relevance it deserves, it should be launched during a Eucharistic liturgy, preferably incorporating the Rite of Sending Forth of the young missionaries at the end of a Sunday Eucharist. A general overview of this liturgy is located in Section 3.8, pp. 57-59. The guide for its celebration is in the *Manual for the Team of Young Missioners*, pp. 73-77, since the young missioners themselves will partake in its preparation and should serve during the liturgy.

At this celebration, the Bible and Mission Cross which will be enthroned at their site during the first biblical session are presented to the young missioners. They will also receive their personal crosses identifying them as missioners. If the celebration takes place during a Sunday Eucharist, the parish community will bear witness to the sending forth and will be invited to keep the Biblical Mission in prayer and to participate in the Closing Eucharist. If it takes place within a different context, it is suggested to invite the families of the young missioners to accompany them with their prayers on that day and throughout the Biblical Mission.

**See Manual for the TofYM:**

→ “Guidelines for the Sending Forth and Closing Liturgies,” pp. 73-80.

#### 2. Inviting participants to the Biblical Mission

Each Team of Young Missioners will create a single list with the names of friends, classmates, coworkers, relatives, and acquaintances they wish to invite. They

will decide the maximum number of participants at their site, which is recommended to be between 16 and 20 participants if they are adolescents, and up to 40 if they are young adults. Other aspects to consider are the level of experience of the young missionaries and the size of the space where the Biblical Mission will be held.

If the list is longer than the capacity of the site, each young person will organize their candidates in order of priority and the team will then balance the number of invitees from each team member. For each person who turns down the invitation, the next person on the list will then be invited until the capacity of the site is reached. It is also possible to refer potential invitees to other Biblical Missions sites that will take place close to where they live, or the team may consider the possibility of offering another Biblical Mission in the near future.

In addition to a personal invitation extended to prospective young participants, the Biblical Mission should be announced in the parish at the end of each Mass, or to the entire membership of the apostolic movement, school, or other body that is offering it. This will help to promote the Biblical Mission and encourage others to organize one, whether on this occasion or in the future. Displaying posters, distributing flyers, advertising on local radio stations, announcing in the parish bulletin and website, and sending emails are all excellent ways to publicize the Biblical Mission, to invite added participants, and to encourage the support and prayers of the adults in the community.

### **3. Facilitating the four biblical sessions: “God’s Word Comes to Life in Young People”**

Each Team of Young Missioners will follow the guidelines of the biblical sessions according to the *Mission Guidebook*. It provides the prayers, activities, contents, reflections, lists of required materials, and responsibilities of each evangelizer and host.

In order for every participant to reflect and pray with the same biblical text, it is recommended to use *The Catholic Youth Bible* or another bible based on the *New American Bible Revised Edition* translation. The passages used in the Biblical Mission, both in the *Guidebook* and the *Journal*, were transcribed from that text.

If the missionary team deems it feasible, the first three sessions could be open to new participants. The last session culminates the reflection of the three previous sessions, so it is not appropriate to include new participants at that point. During this last session, the young missionaries will invite the participants to continue growing in their faith by joining an ecclesial movement or parish youth or young adult group, according to the different options available in the local community.

At the end of each session, the young missionaries and their adult advisers should evaluate the session, utilizing the forms presented at the end of the *Mission Guidebook*. The evaluation must take place immediately, while the experience is still fresh in their mind. At the end of the Biblical Mission, a summary of the evaluations of all the sessions will be prepared and delivered to the Core Team.

#### 4. Closing Liturgy and social gathering

The Closing Liturgy successfully concludes the Biblical Mission. It is a joyous, youthful, participatory and festive celebration, where young missionaries and participants from various sites gather and offer the fruits produced by the Biblical Mission. The guide for this liturgy is located in the *Manual for the Team of Young Missioners*.

The ideal is to celebrate the Closing Liturgy in the context of a Sunday Eucharist. As part of the ritual, the priest or the person presiding at the celebration sends forth the young people to continue their evangelizing mission in their daily lives and to deepen their understanding of the message found in Sacred Scripture. At the end of the celebration, participants are invited to a social gathering. It is an opportunity to socialize, enjoy each other's company, and make new friends.


**See *Manual for the TofYM*:**

→ "Guidelines for the Sending Forth and Closing Liturgies," pp. 73-80.

#### 5. Evaluating and making the final report

As indicated in the Pastoral Circle, evaluation is key to both leadership formation and the implementation of the process. Thus, the Core Team is responsible for: (a) evaluating each of the formation activities; (b) analyzing the evaluation summaries returned from each site; (c) facilitating the reflection on the entire project with the young missionaries; and (d) preparing the final report and sending it to Instituto Fe y Vida. Evaluation forms are found in Appendix 4, pp. 98-113, and their electronic templates are available for download on the website.

The final report, pp. 114-116, is very important. It allows Instituto Fe y Vida to assess the level of implementation of the Biblical Mission, improve future Missions, and present a report to the individuals and institutions that subsidized the project. Instituto Fe y Vida will share its analysis with the organizers who submit their final report. This feedback will help to improve local processes and the training of future young missionaries.





### 1.3 THE FOUR PUBLICATIONS OF THE BIBLICAL MISSION: THEIR STUDY AND USAGE

The four publications of the Biblical Mission—the *Core Team Manual*, the *Manual for the Team of Young Missioners*, the *Mission Guidebook* and the *Mission Journal*—complement one another in terms of the logistics for implementing the project. When new Biblical Missions are developed from time to time, the two *Manuals* will remain in use, while the *Guidebook* and *Journal* will have new content each time. The following table describes the objectives, content, and audience for each of these resources.

OVERVIEW OF THE FOUR PUBLICATIONS			
Publication	Objectives	Content	Audience
<b>Core Team Manual</b>	To train the Core Team	<i>Mística</i> of the Biblical Mission Process and organization of the Biblical Mission The protagonism of young people and the role of adults in the Biblical Mission Process for the formation and training of the Teams of Young Missioners Final evaluation of the entire process	Core Team
<b>Manual for the Team of Young Missioners</b>	To train the Team(s) of Young Missioners	<i>Mística</i> of the Biblical Mission The protagonism of young people and shared leadership Being a young missioner Carrying out the Biblical Mission	Core Team Team of Young Missioners
<b>Mission Guidebook</b>	To provide methodological instructions for implementing the biblical sessions	Methodological instructions Entire process for the four biblical sessions Evaluations of the sessions	Core Team Team of Young Missioners
<b>Mission Journal</b>	To provide space for writing personal reflections on the content of the Biblical Mission	Reflections and content necessary for each session, from the perspective of the participants	Core Team Team of Young Missioners Young participants

When studying and using these publications, the Core Team should keep in mind that its main function is to train, strengthen, and empower the young missioners to be the protagonists in the Biblical Mission and to facilitate the biblical sessions successfully. Therefore, the team may need to adapt the process to suit the level of experience and formation of the young people who will serve as evangelizers and hosts.



It is as important to be realistic about the formation required of the young missionaries as it is to recognize the multiple gifts they bring to the project. The more young people are treated as individuals capable of carrying out the Biblical Mission and enriching it with their talents, the more their personal development will be boosted, as well as their apostolic zeal to love and make God's Word known. Following is a guide to studying the publications, documents, and resources of the Biblical Mission, with the purpose of becoming thoroughly familiar with them and utilizing them effectively in the training of the young missionaries.

## **Guide to studying the publications, documents, and resources of the Biblical Mission**

In order to study the materials it is recommended to follow these steps:

1. As a team, watch and discuss the PowerPoint presentation on the Biblical Mission (as well as the training video if Spanish is spoken) to:
  - Obtain an overview of the entire Biblical Mission, its process, principal roles, and vocabulary.
  - Identify its theological, pastoral, methodological, and leadership focus.
  - Reflect on the way the materials can be useful and how they will be utilized during the Training Day.
2. Analyze the process of the Biblical Mission and make an initial plan to:
  - Visualize different possibilities within reach to carry out the Biblical Mission.
  - Make a list of suitable places to serve as Biblical Mission sites.
  - Identify people to invite who could collaborate in making the Biblical Mission a reality.
3. Review the content and characteristics of the four publications in order to identify the functions of the Core Team and choose the role(s) in which each member can collaborate:
  - Become familiar with the content and format of the *Journal*, the *Guidebook*, and the *Manual for the Team of Young Missioners*.
  - Learn how to present the *mística* of the Biblical Mission to the young missionaries, as well as its methodological approach, and the tools necessary to assume their role as protagonists.
  - Understand the tasks pertaining to the Teams of Young Missioners and the roles of the evangelizers and hosts.
  - Review the criteria for identifying young missionaries and determine what the various formation and training processes will entail.



4. Study the introduction to the *Mission Guidebook* and the first biblical session, looking up the cross-references in the *Journal*, in order to:
  - Become acquainted with the objectives and life-giving messages that guide each of the biblical sessions.
  - Examine how the session plan is organized and decide how to utilize it to prepare and facilitate the sessions.
  - Visualize how the young missionaries perform their roles as evangelizers and hosts.
  - Reflect on the reading level in the *Guidebook* and decide whether adaptations or explanations will be required for the local community.
  - Study how to present the activities in the *Journal* to the participants.

When the trainers and advisers are preparing the Experience of the Biblical Mission for the young missionaries, they must follow the instructions in the “Methodological introduction to the *Guidebook*,” in the *Mission Guidebook*, and study each one of the sessions in-depth. They should also write down their doubts or concerns and resolve them as a team.

5. Become familiar with the resources available on the website, in order to:
  - Identify what supporting and promotional materials are available, and know which materials are to be utilized by the young missionaries.
  - Determine the most suitable process for distributing the materials to the Teams of Young Missioners.
  - Download the final report that the Core Team must send electronically to Instituto Fe y Vida (also found in Appendix 4, pp. 114-116). Assign the person responsible for this task.

## **Use of the publications by the Teams of Young Missioners**

The training of the young missionaries is designed to be an unforgettable experience in which God’s Word is at the heart. For that reason it is important to read the biblical texts directly from Sacred Scripture, and it is recommended that all young missionaries and the Core Team have their own Bible, preferably either *The Catholic Youth Bible* or the *New American Bible Revised Edition*.

The *Journal*, the *Guidebook*, and the *Manual for the Team of Young Missioners* guide the Core Team in preparing the formation-in-action process for the young missionaries. Therefore, this *Manual* makes references to sections of the other three publications, where the content addressed to the young missionaries may be found.

All the publications provide *mística* to the Biblical Mission, making it a meaningful contribution to the missionary activity of the young Church today. Together with the other resources offered through the website, the publications provide all the

necessary elements for young people to collaborate as missionary disciples in the New Evangelization of the Americas.

The three publications used by the young missionaries are presented below. First comes the *Journal*, which is the first publication used by the young missionaries in the Experience of the Biblical Mission; next is the *Guidebook*, in view of its direct relationship to the *Journal*; and last is the *Manual for the Team of Young Missioners*, which is utilized as a training tool.

### ***Mission Journal***

The *Journal* contains the passages from Sacred Scripture, the prayers, and the reflections to be used by the young participants during the four biblical sessions. It assists the young missionaries by providing the participants with a resource in which to write their experiences, feelings, and thoughts during the Biblical Mission.

The notes written in the *Journal* are personal and private; only the writer has access to the *Journal*, unless he or she chooses to share it with another person. It is important to offer it as a notebook and not as single sheets of paper to maintain its spiritual value and provide the participants with a process experience.

### ***Mission Guidebook***

The *Guidebook* presents the process, content, and activities for each biblical session; it indicates the kind of leadership each of the evangelizers and hosts will carry out. It is an instrument for the immediate preparation of the biblical sessions and a detailed guide to leading them. The trainers and advisers must know it in depth in order to facilitate the Experience of the Biblical Mission weekend for the young missionaries, and to advise and support them in their pastoral activity.

### ***Manual for the Team of Young Missioners***

This *Manual* provides the vision, direction, and specific guidelines for the young missionaries to assume their role as protagonists in the Biblical Mission. It was designed using the principle of subsidiarity. Therefore, it contains everything that the young missionaries need to know about the foundations, the *mística*, and the process of the Biblical Mission, as well as suggestions for the effective exercise of their leadership.

## **1.4 THE ORGANIZING CENTERS AND THE BIBLICAL MISSION SITES**

The *organizing centers* plan and coordinate the Biblical Mission through the leadership of a Core Team and one or more Teams of Young Missioners assigned to particular sites. A parish, diocese, apostolic movement, or Catholic school can function as an organizing center. For each Team of Young Missioners—formed by two evangelizers and two hosts—it is possible to establish a Biblical Mission site.

The *sites* are the facilities where the Biblical Mission is carried out. They are linked to the organizing center, which may establish as many sites as the Core Team is

able to supply with trained young missionaries. A realistic goal for most parishes is to have three Biblical Missions, since only 12 young missionaries are needed to carry them out, the same number of disciples to whom Jesus entrusted the continuation of his mission. This also allows for different schedules to accommodate the needs of young people who may be working or studying. Ideally, the sites should be spread out in different locations within the same neighborhood in order to reach a larger area and provide more accessible options.

## **The parish as a key organizing center**

The parish, because of its function and importance within the Catholic Church, is a key player in the Biblical Mission project. As the meeting place of the faith community around the table of the Lord, the parish is invited to open its doors to the Biblical Mission and to involve its young leaders who want to bring the Word of God to their friends and peers.

The parish can be the place where the Core Team gathers, where the young missionaries are trained, and where the Biblical Mission is carried out. When the parish organizes the Biblical Mission, young people discover that it is a welcoming place to share their faith and remain in touch with God. In turn, it will rejuvenate the parish and renew its evangelizing and missionary spirit.

It is recommended to divide the parish into regions and create Biblical Mission sites throughout its territorial boundaries, taking into account the reality of young people—where they live, available transportation, and their school and work schedules—in order to find the best venues and times for them. The parish could organize several sites within its own facilities if it has rooms or appropriate space for young people to hold their sessions. At the end of Appendix 2, a sample schedule and geographical distribution of the Biblical Mission sites is provided, pp. 77-78.

If the parish facilities are insufficient, a request may be made to Catholic schools, apostolic groups, retreat houses, or parents to open their facilities and homes as Biblical Mission sites. At the same time, there may be other ecclesial bodies organizing the Biblical Mission that will need the support of a parish for the celebration of the Sending Forth Liturgy for the Teams of Young Missioners and the Closing Liturgy of the Biblical Mission, during a Sunday Eucharist.

## **Other ecclesial bodies serving as organizing centers**

Since evangelization is incumbent on the whole Church, any ecclesial body with an interest in developing the faith of young people may carry out the Biblical Mission. Arch/dioceses, Catholic schools and universities, parish youth ministry programs, and many apostolic movements and religious congregations include the evangelization of young people as a vital part of their mission. Thus, the Biblical Mission can be organized in any of these settings with the collaboration of their respective catechetical, missionary, and educational teams.



Appendix 2 presents six examples of organizing centers and their missionary potential, pp. 70-75. The ideal reflected in these scenarios may be achieved over time, once the first Biblical Missions have generated enthusiasm and a growing number of young missionaries have been trained.

## Family homes as Biblical Mission sites

Family homes could be utilized as Biblical Mission sites in places where it is customary and allowed. This approach boosts the geographic extension of the missionary effort, thereby increasing the potential participation of young people. When the Biblical Mission sites are located in family homes:

- One family home is needed for each Team of Young Missioners, and it is recommended that the home of one of the hosts be selected.
- Ideally, the home sites should be spread out in various parts of a neighborhood, thereby covering more territory and offering accessibility to more participants. Different dates and times may also be selected for the benefit of young people who work or study at odd hours.



## PART 2

# THE PROTAGONISM OF YOUNG PEOPLE AND THE ROLE OF ADULTS

The Church has so much to talk about with youth, and youth have so much to share with the Church. This mutual dialogue... will provide a favorable setting for the meeting and exchange between generations, and will be a source of richness and youthfulness for the Church and civil society.

—Pope John Paul II, *Christifideles Laici*

### 2.1 ACTIVATION OF THE BAPTISMAL VOCATION IN THE BIBLICAL MISSION

Youth and young adult ministry, when done by, with, and for young people, from their lived reality, empowers them to be the first and immediate evangelizers of their peers, as the Church asks of them. This protagonism arises from the Holy Spirit and it is essential to the methodology, processes, and organization of youth and young adult ministry; it is the vital energy that provides dynamism and enthusiasm to the Biblical Mission.

The formation of the young missionaries and the exercise of their roles in facilitating the biblical sessions allow them to assume their baptismal vocation as missionary disciples. The formation-in-action process, conducted in a shared leadership approach, turns them into the authentic protagonists of this pastoral activity.

At the same time, the Biblical Mission process provides the adult community an opportunity to put into practice the preferential option for young people, first made during the Third General Conference of the Latin American Bishops, in Puebla in 1979, and frequently ratified thereafter. In order to become a reality, this option requires the mobilization of the adult Catholics who serve young people. It implies that:

- **The entire adult community** must support youth ministry processes.
- **A large group of people** must offer their time, resources, and efforts to serve in this ministry.
- **A significant number of Church leaders** must be passionate about responding creatively to the pastoral needs of young people.

The following chart presents the roles and main tasks of the Core Team and of the Team of Young Missioners. This chart helps to visualize how the activity of adults is



at the service of the protagonism of young people and of the fulfillment of their evangelizing vocation as baptized Christians.

The section after the chart presents the main characteristics of the young people to whom the Biblical Mission is aimed. The biblical sessions—in addition to delivering the Good News of salvation through Jesus Christ to the participants—help them to become aware of their baptismal vocation and understand their mission. The communal and participatory characteristics of the sessions allow even the young participants to exercise a certain amount of protagonism in the Biblical Mission.

<b>DESCRIPTIVE CHART OF THE BIBLICAL MISSION TEAMS</b>		
<b>THE CORE TEAM: PROMOTER OF THE PROTAGONISM OF THE YOUNG</b>		
<b>Roles</b>	<b>Potential members</b>	<b>Main responsibilities with respect to the young missionaries</b>
<b>Organizers and trainers</b>	<ul style="list-style-type: none"> <li>• Priests, deacons, religious men and women, and lay pastoral ministers</li> <li>• Youth ministry leaders at any level of service</li> <li>• Leaders of apostolic movements</li> <li>• Catechists with solid formation and skills to work with young people</li> <li>• Committed leaders capable of working in an environment of shared leadership</li> </ul>	<ul style="list-style-type: none"> <li>• Coordinate the Biblical Mission, its sites, and the Teams of Young Missioners</li> <li>• Invite adolescents and young adults to become evangelizers or hosts</li> <li>• Organize the Experience of the Biblical Mission weekend for the young missionaries, with trainers serving as evangelizers</li> <li>• Train the young missionaries</li> <li>• Coordinate the Sending Forth and Closing Liturgies of the Biblical Mission, ensuring that the young missionaries play an active role in both</li> </ul>
<b>Advisers</b>	<ul style="list-style-type: none"> <li>• All the categories of people mentioned above</li> <li>• Young adults trained as advisers for peer ministry</li> <li>• Parents with solid faith formation who are capable of working with adolescents and/or young adults</li> </ul>	<ul style="list-style-type: none"> <li>• Serve as hosts for the Experience of the Biblical Mission by the young missionaries</li> <li>• Serve as advisers in the biblical sessions to provide confidence and guidance to the young missionaries</li> <li>• Recognize and support adolescents and young adults as the protagonists in the Biblical Mission</li> </ul>



<b>THE TEAM OF YOUNG MISSIONERS: PROTAGONISTS OF THE BIBLICAL MISSION</b>			
<b>Roles</b>	<b>Attributes of potential members</b>	<b>Shared responsibilities</b>	<b>Particular responsibilities</b>
<b>Evangelizers</b>	<ul style="list-style-type: none"> <li>• Personal and communal relationship with Jesus</li> <li>• Formation and maturity in the faith, according to their age</li> <li>• Demonstrate a desire to serve God and the community</li> </ul>	<ul style="list-style-type: none"> <li>• Participate in the Convocation, the Experience of the Biblical Mission, and the Training Day</li> <li>• Prepare themselves by studying, praying, and dialoguing before each biblical session</li> </ul>	<ul style="list-style-type: none"> <li>• Proclaim the Word of God</li> <li>• Present topics and explain concepts</li> <li>• Facilitate prayers, activities, and reflections</li> </ul>
<b>Hosts</b>	<ul style="list-style-type: none"> <li>• Ability to serve as an evangelizer or host</li> <li>• Willing to participate in the entire Biblical Mission process</li> <li>• Ability to work collaboratively in a shared leadership environment</li> </ul>	<ul style="list-style-type: none"> <li>• Invite young people to participate in the Biblical Mission</li> <li>• Practice shared leadership to facilitate the biblical sessions</li> <li>• Evaluate each biblical session</li> </ul>	<ul style="list-style-type: none"> <li>• Prepare the Biblical Mission site</li> <li>• Prepare the materials needed for each session</li> <li>• Create a welcoming environment during the sessions</li> </ul>

## **Profile of the young participants in the Biblical Mission**

The Biblical Mission is geared toward adolescents and young adults, ages 13 to 30, organized according to the pastoral guidelines in each country. In order for the Word of God to reach the hearts of the young people, it is most effective to organize the Biblical Mission sites by age groups, such as: 13–14; 15–17; 18–22; and over 22 years of age.

It is important to ensure that at each Mission site, the participants are younger or of the same age as the young missionaries. It is also important to take into account the formation and experience level of the young missionaries, in order to determine the type of audience to which they should direct their missionary praxis.

It is recommended that, when the Biblical Mission is carried out in family homes located in neighborhoods with high incidences of crime and/or drug addiction, only young people belonging to known families should be invited, in order to avoid problems that could exceed the level of preparation of the young missionaries. Another important aspect is the desire to participate in the Biblical Mission: if parents force young people to attend, it will be difficult for the young missionaries to engage them in the various activities. The experience has the greatest effect on young participants when they respond by their own will to an invitation from their peers.

It is counterproductive to try reaching a larger number of young participants by inviting additional young missionaries who do not have adequate leadership skills. It is essential to match the qualities and experience of the missionaries to the characteristics of the participants they will serve. Equally important are the vital roles of the Core Team in guiding the Biblical Mission, and the advisers in accompanying the young missionaries.

## 2.2 THE CORE TEAM AND ITS ROLES IN THE BIBLICAL MISSION

The Core Team's leadership is essential in two dimensions:

- **As the Core Team itself.** Shared leadership between the organizer(s), trainers, and advisers, as well as the manner in which they carry out the formation-in-action process with the young missionaries, greatly impacts how the young people will exercise leadership during the biblical sessions.
- **At the service of the Teams of Young Missioners.** Confidence in the ability and gifts of young people; respecting the ten commandments for evangelizers, hosts, and advisers; and providing a living example of the leadership guidelines for the young missionaries, all reinforce their protagonism, human development, and Christian growth, impacting their evangelizing activity in a positive way.

The Core Team must have an adequate number of members with appropriate training and experience for this project. The three roles for this team and their functions are as follows: (a) the organizer as the driving force of the Biblical Mission; (b) trainers as key promoters of the Biblical Mission; and (c) advisers as essential companions in the Biblical Mission. If necessary, one person could perform more than one role.

**See *Manual for the TofYM*:**

- "Ten commandments for evangelizers, hosts, and advisers," pp. 60-62.
- "Guidelines for the leadership of the young missionaries," pp. 67-72.

### The organizer as the driving force of the Biblical Mission

The role of the organizer is indispensable for the Mission to take place. A good organizer is able to create and sustain a solid, encouraging, and dynamic Core Team that ensures the success of the Biblical Mission. In addition, the organizer is in charge of the logistics for the various stages of the process. The principal actions to be carried out by the organizer are:

1. Create a Core Team with sufficient trainers and advisers, according to the expected number of Biblical Mission sites.
2. Form a team with initiative and personal responsibility, capable of exercising shared leadership and moving the young missionaries to put their faith into action.

3. Assign Core Team members the role of trainer or adviser, taking into consideration their gifts and talents, providing them an opportunity to grow and develop as pastoral leaders, with support and guidance for their efforts.
4. Provide each team member with copies of both *Manuals*, as well as the *Mission Guidebook* and *Journal*, encouraging them by word and example to study and get to know them in-depth.
5. Develop a schedule for the implementation process, making sure that the commitments and calendar are met.
6. Monitor the implementation of the biblical sessions at the various Biblical Mission sites to confirm that they are being carried out properly.
7. Ensure that the Core Team does a good job identifying young people with the potential to serve on the Teams of Young Missioners, and that the trainers and advisers are properly prepared to fulfill their functions.
8. Determine the number of Biblical Mission sites according to the number of committed Teams of Young Missioners, and assign advisers to the teams that need them.
9. Promote the Biblical Mission sites and contact other organizing centers in the region, congregation, ecclesial movement, etc., in order to mutually support one another and expand the network of leaders serving young people.
10. Organize the Sending Forth and Closing Liturgies, secure the use of facilities for the Biblical Mission sites, and explore the possibility of offering the Sacrament of Reconciliation to the young participants.
11. Prepare the final report and send it to Instituto Fe y Vida.

## **Trainers as key promoters of the Biblical Mission**

Trainers are people with a deep spiritual life, who have biblical, theological, and pastoral formation and experience working with young people. As educators in the faith and in pastoral ministry, they are familiar with the developmental stages of young people, recognize and respect the current level of maturity of the young people they are training, and seek to help them to grow both as a person and as a disciple of Christ.

They carry out the training of the young missioners during the Convocation, the Experience of the Biblical Mission, and the Training Day. They assume the role of evangelizers during the Experience of the Biblical Mission. They may also serve as advisers during the implementation stage. The following are their primary tasks:

1. Study the four Biblical Mission publications, connecting the process and content to their own faith journey so that, when they carry out their role as trainers, they may share with the young missioners from their own personal experience.
2. Invite qualified young people to serve as young missioners.
3. Organize and facilitate the Experience of the Biblical Mission and the Training Day.
4. Serve as advisers to newer advisers who may have limited pastoral experience.



## Advisers as indispensable companions in the Biblical Mission

Advisers serve as guides to the young missionaries, providing direction, advice, and support in the Biblical Mission processes. They can assess the experience level of each young person, providing respectful guidance and encouragement to foster their growth as leaders. At the same time, they watch over the wellbeing of the young participants.

Their focus and the spirit with which they perform their work are as important as the guidance they provide. This is especially important during the first biblical session and in any situation of confusion or crisis.

To be an adviser does not mean “to coordinate,” but rather to watch over the Team of Young Missioners and make sure it is operating in such a way that the four members learn how to exercise shared leadership. Thus, the adviser functions as a trainer of the young missionaries, respecting their protagonism in the Biblical Mission. The ten commandments for evangelizers, hosts, and advisers—presented in the *Manual for the Team of Young Missioners*, pp. 60-62—will help them to fulfill their functions.

**See *Manual for the TofYM*:**

→ “Ten commandments for evangelizers, hosts, and advisers,” pp. 60-62.

The primary tasks to be carried out by the advisers are as follows:

1. Serve as hosts for the young missionaries during the Experience of the Biblical Mission, and collaborate with the trainers on the Training Day.
2. Study the four publications of the Biblical Mission in-depth in order to fully understand the functions and activities the young missionaries will perform.
3. Accompany the assigned Team of Young Missioners during the preparation and facilitation of the four biblical sessions, ensuring that the sessions are conducted in an appropriate manner.
4. Discern whether any adjustments need to be made to the activities of each session in response to the allotted time, the participants’ characteristics, and the particular needs of the group. Assist the young missionaries in carrying out the required adaptations.
5. Advise the young missionaries about the various processes and model how they should perform their roles so that the preparation sessions serve as practice.
6. Offer support in the creation of the small groups in which some activities will be carried out, ensuring that the evangelizers encourage all participants to share their personal reflections within the designated time period.
7. Receive the evaluation from each biblical session and recommend adjustments to the following sessions, if needed, making certain that the final summary is submitted to the Core Team.

## 2.3 FORMATION AND TRAINING OF THE YOUNG MISSIONERS BY THE CORE TEAM

One of the goals of the Biblical Mission is to promote the evangelizing vocation of young Catholic leaders. This goal has two components: (a) fostering an awareness of the vocation of all Christians to evangelize (Mt. 28:17-20); and (b) providing formation and training to help young Catholics become missionary disciples of Christ. Therefore, the primary task of the Core Team is to provide young leaders the biblical, spiritual, theological, and pastoral formation they need in order to understand, value, and assume their evangelizing mission. In addition, the Core Team must teach young leaders the leadership techniques, methodological processes, and organizing skills that will help them to develop a commitment to effective shared leadership.

The formation-in-action process begins as soon as young people are invited to become missionaries. The following chart presents the formation activities that are the responsibility of the Core Team. In the *Manual for the Team of Young Missioners*, p. 59, there is a similar chart that allows the young missioners to see the formation-in-action process from their own perspective.

When the words “sections” and “appendixes” appear in this chart under the column entitled “Contents and processes,” they refer to this *Manual*. References to other publications are clearly indicated.

**See *Manual for the TofYM*:**

- “Formation-in-action Process from the Perspective of the Young Missioners,” p. 59.



## CHART OF FORMATION ACTIVITIES FROM THE PERSPECTIVE OF THE CORE TEAM

Activities	Objectives	Contents and processes
1. Invitation of the candidates to serve as young missionaries	Invite young people, in the name of Jesus, to become missionaries among their peers.	<ul style="list-style-type: none"> <li>• Section 3.1</li> <li>• Appendix 3, no. 1</li> </ul>
2. Convocation: First formal activity of the Biblical Mission	Gather the candidates to introduce the Biblical Mission and secure a formal commitment to train and serve as young missionaries.	<ul style="list-style-type: none"> <li>• Section 3.2</li> <li>• Appendix 3, nos. 2, 3, and 4</li> </ul>
3. Experience of the Biblical Mission by the young missionaries	Offer the four biblical sessions to the young missionaries so that they may receive Jesus' message and have personal experience of the processes they will be called to facilitate.	<ul style="list-style-type: none"> <li>• Section 3.3</li> <li>• <i>Guidebook</i>: (a) Methodological introduction and (b) Process of the four sessions</li> </ul>
4. Discernment of roles and instructions on how to prepare for the Training Day	<ul style="list-style-type: none"> <li>• Facilitate a discernment process to identify the specific role to be performed by each young missionary.</li> <li>• Instruct the young missionaries on how to prepare for the Training Day.</li> </ul>	<ul style="list-style-type: none"> <li>• Section 3.4</li> <li>• Appendix 3, no. 5</li> </ul>
5. Creation of the Teams of Young Missioners and locations for the Biblical Mission sites	Establish well-balanced teams with complementary gifts that will help them to exercise shared leadership.	<ul style="list-style-type: none"> <li>• Section 3.5</li> </ul>
6. Training Day: Preparation for the missionary praxis	Present the pastoral-theological framework, review the process, clarify doubts, establish the teams, and provide formation for each of the roles.	<ul style="list-style-type: none"> <li>• Section 3.6</li> <li>• Appendix 3, no. 6</li> </ul>
7. Facilitation of the Biblical Mission by the young missionaries	<ul style="list-style-type: none"> <li>• Train a large group of young people as missionaries of the Word.</li> <li>• Evangelize with the Word through properly trained young leaders.</li> </ul>	The four publications as a whole help to achieve these objectives, which are at the heart of the Biblical Mission.
8. Sending Forth and Closing Liturgies of the Biblical Mission	Open and close the Mission with liturgical celebrations, engaging the service of young people.	<ul style="list-style-type: none"> <li>• Section 3.8</li> <li>• <i>Manual ToFYM</i>, pp. 73-80.</li> </ul>
9. Advice for the young missionaries	Provide guidance, support, and advice on facilitating the biblical sessions.	<ul style="list-style-type: none"> <li>• Section 2.2</li> <li>• <i>Manual ToFYM</i>, pp. 42-44.</li> </ul>
10. Evaluations and final report on the Biblical Mission	Become aware of the scope of the Biblical Mission, its successes, challenges, mistakes, and the possibility of improving future Missions.	<ul style="list-style-type: none"> <li>• <i>Guidebook</i>: Session evaluations</li> <li>• Appendix 4: Evaluations and final report</li> </ul>



# PART 3

## PROCESSES FOR THE FORMATION AND TRAINING OF THE TEAMS OF YOUNG MISSIONERS

Dear young people, the Church needs genuine witnesses for the new evangelization: men and women whose lives have been transformed by meeting with Jesus, men and women who are capable of communicating this experience to others.

—Pope John Paul II, *XX World Youth Day*

This third part offers a general overview of the principal formative activities of the Biblical Mission. The processes to develop them and their specific resources are found in Appendix 3, pp. 79-97.

### 3.1 INVITATION OF THE CANDIDATES TO SERVE AS YOUNG MISSIONERS

A personal invitation to become a young missionary marks the beginning of their journey of formation-in-action. The formal acceptance of this invitation is made during the Convocation, where young people assume their commitment to the Biblical Mission.

#### Personal invitation to become a young missionary

The spirit and manner with which the invitation is extended are very important. Young people should understand that Jesus is calling them personally, with confidence and enthusiasm, while respecting their freedom to decide whether to become members of a Team of Young Missioners. When extending the invitation, the following must be done:

- Tell them that they were considered for the Biblical Mission for Youth and Young Adults because of the gifts God has given them and their level of faith formation.
- Assure them that they will receive adequate training to serve as missionaries in this project and that all the necessary materials and resources will be provided.
- Explain to them that their training will consist of a formation-in-action process, entailing seven activities: (a) the Convocation; (b) the Experience of the Biblical Mission; (c) the Training Day; (d) the preparation of the four biblical sessions; (e) facilitation of the sessions; (f) the Opening and Closing Liturgies; and (g) a final reflection and evaluation of the overall process.



- Ask them to respond to the invitation as soon as possible. Provide in writing the dates of the three formative activities that are required: the Convocation, the Experience of the Biblical Mission, and the Training Day.
- Notify minors that there will be an adult adviser present throughout the entire process and inform young adults there will be advisers available, if necessary.
- Hand minors the form entitled “Permission Form for Parents or Guardians of Minors,” found on p. 81.

### **Permission from the parents or guardians of minors**

In the United States, it is a legal requirement to obtain written authorization from the parents or guardians for any pastoral activity involving their minor children. It is also mandated to have adult supervision during such activities.

In order to facilitate this requirement, a sample letter is provided that may be sent by the organizer to the parents or guardians, together with the “Permission Form for Parents/Guardians of Minors.” The form should be returned, signed and dated by one of the parents or guardians, on the day of the Convocation, which is the first formal activity of the Biblical Mission. See Appendix 3, pp. 80-81.

## **3.2 CONVOCAATION: FIRST FORMAL ACTIVITY OF THE BIBLICAL MISSION**

The Convocation has three objectives: (a) to formalize the invitation of the candidates to become young missionaries; (b) to introduce them to the entire Biblical Mission project; (c) to obtain their commitment to train and become members of a missionary team. The process takes two and a half hours. During this event, young people will experience the *mística* of the Biblical Mission for the first time. Thus, the core team must carefully prepare the PPT presentation, as well as the prayer times, reflection, and songs, and create an environment that reflects the importance of this event.

### **Convocation process**

The process for the “Convocation of the candidates who are to become young missionaries” is presented in Appendix 3, pp. 82-84. Also included is the “Commitment card for the members of a Team of Young Missioners,” p. 85, and the “Registration form for the Team of Young Missioners,” p. 86. At the end of the Convocation, in the United States and other countries requiring it, a “Permission Form for Parents or Guardians of Minors” must be collected, p. 81.

Between the Convocation and the Experience of the Biblical Mission weekend, the Core Team should make contact with the young people to keep them motivated and ensure their participation in the Biblical Mission. A second contact to confirm their participation at the Training Day is also recommended. It may be helpful to divide the list of the young missionaries among the members of the Core Team for this task.





## Evaluation of the Convocation process

After the Convocation, the Core Team must carry out its evaluation, which consists of four parts:

1. **Self-evaluation of the Core Team:** serves to improve future Biblical Missions and other similar events.
2. **Assessment of the young missionaries:** identifying their strengths and weaknesses allows adjustments to be made and clarifies aspects to be emphasized during the Experience of the Biblical Mission weekend.
3. **Important data:** maintains the general organization of the Biblical Mission.
4. **General observations:** provides a general understanding of the fruits of the Convocation, the challenges encountered, and suggestions for future Biblical Missions, as well as observations and recommendations for Instituto Fe y Vida.

The evaluation tool is located in Appendix 4, pp. 99-101. To facilitate its usage, an electronic template in Word format is available on the website.

## 3.3 EXPERIENCE OF THE BIBLICAL MISSION BY THE YOUNG MISSIONERS

One of the main functions of the Core Team is to facilitate the Experience of the Biblical Mission by the young missionaries. During this weekend, the young missionaries will receive the messages from the Word of God that they will later communicate to their peers, having had the opportunity to put them into practice in their lives. As they experience the four sessions, perform their activities, and utilize the *Journal*, they will gain firsthand knowledge about the processes they will be asked to conduct for their peers. They will also witness shared leadership as it is exercised by the Core Team in the roles of hosts and evangelizers.

### Preparation and implementation of the Biblical Mission

The preparation of the sessions by the Core Team must be done carefully. The team must pay attention to details, length of the processes, and the allotted time for the activities. They must also prepare all of the materials needed. The instructions for preparing the sessions are found in the second section of the “Methodological introduction to the *Guidebook*.” Two members of the Core Team are assigned the roles of evangelizer “A” and “B,” and another two members serve as hosts “A” and “B,” conducting the sessions with the same process the young missionaries will later utilize.

**See *Mission Guidebook*:**

- “Methodological introduction to the *Guidebook*, Section 2: Instructions for preparing each session”

If the Core Team has more than four members, it is preferable for each of them to have an experience of leading the process, performing one of the roles in at least one session; this will enhance their accompaniment of young people in other contexts. When preparing themselves, they should identify the contents, processes, and activities that could be challenging for young people and also those requiring adaptation to better address the local pastoral reality.

When facilitating the Experience of the Biblical Mission, the Core Team must carefully observe how the young missionaries participate. Their involvement while experiencing the Biblical Mission may provide valuable clues to help them discern the role of each as evangelizer or host, to create balanced teams, and to identify young people who are not yet ready to serve in either of the two roles.

## Evaluation of the Experience of the Biblical Mission

The evaluation of the Experience of the Biblical Mission consists of five segments:

1. **Evaluation after Sessions 1 and 3:** serves to identify adjustments to improve future sessions, if needed.
2. **Self-evaluation of the Core Team:** improves the training and mentoring of the young missionaries by identifying the challenges they will have to face when performing their roles.
3. **Assessment of the young missionaries:** evaluates the capacity of each young missionary for prayer and reflection, and detects personalities that may be prone to conflict or who may not have the maturity to serve as missionaries at this time.
4. **Analysis of the four biblical sessions:** identifies instructions that require clarification or processes and activities that need to be modified or adapted when the Biblical Mission is facilitated by the young missionaries.
5. **General observations about the biblical sessions:** provides an overview of the fruits and challenges of the Biblical Mission and gives the opportunity to offer suggestions for the improvement of future Biblical Missions.

The evaluation tool is located in Appendix 4, pp. 102-105. To facilitate its usage, an electronic template in Word format is available on the website.

## 3.4 DISCERNMENT OF ROLES FOR THE EVANGELIZERS AND HOSTS

The discernment process by the young missionaries for the selection of roles takes place at the end of the Experience of the Biblical Mission weekend. It lasts an hour and a half and consists of three moments of reflection: (a) personal; (b) communal; and (c) balancing the roles. Some time is allotted to instruct the young people on how to prepare for the Training Day. This process ends with a solemn commitment to become a member of the Team of Young Missioners.

## Discernment process

After experiencing the four biblical sessions, the young missioners are ready to choose their role as evangelizer or host, based on the recent experience they have just acquired, as well as the spirituality and functions of each role. The *Manual for the Team of Young Missioners* introduces them to the last two dimensions, which may be found in the sections mentioned in the box below.

### **See *Manual for the TofYM*:**


- ➔ “Jesus wants the Word of God to come to life in young people,” pp. 17-18.
- ➔ “The Mystical Body of Christ in action,” pp. 18-20.
- ➔ “Formation-in-action process of the young missioners,” pp. 58-62.

The discernment process for the selection of roles among the young missioners is located in Appendix 3, pp. 87-90. This discernment must be done in a spirit of deep prayer and openness to the inspiration of the Holy Spirit and to the encouragements received from the community, taking into account the gifts needed for each role and the wellbeing of the young participants in the Biblical Mission.

The role to which each young person commits at this time must be performed throughout all four biblical sessions. The Core Team will form the Teams of Young Missioners at a later time, announcing the assignments during the Training Day.

If some young people decide not to become members of a team or if the Core Team identifies young people who are not yet mature enough to become missioners, this is the time to speak with them and free them from their commitment. This should be carried out individually with respect, kindness, and prudence, inviting them to support the Biblical Mission with their prayers and encouraging them to invite other young people to participate.

If one of the evangelizers later finds that he/she is unable to carry out this role due to difficult circumstances, one of the hosts should be asked to fill in for him/her. If no one is ready to assume that function, it will be preferable to invite another evangelizer from one of the neighboring Biblical Mission sites. If the person with the emergency is one of the hosts, one of the participants may be invited as a substitute.



## Instructions for the young missionaries on how to prepare for the Training Day

To accomplish the objectives of the Training Day, the young missionaries are required to prepare in advance, as indicated in the *Manual for the Team of Young Missioners*, pp. 63-66. For this purpose, clear instructions must be given in the allotted time during the discernment process for the selection of roles, before the young people make their solemn commitment to serve as evangelizers or hosts. See Appendix 3, pp. 87-90.

### **See Manual for the ToFYM:**

→ “Preparation by the young missionaries for the Training Day,” pp. 63-66.

## Evaluation of the discernment process for the selection of roles

The evaluation of the role discernment process consists of three parts:

1. **Self-evaluation of the Core Team:** analyzes the quality with which the process was conducted.
2. **Assessment of the young missionaries:** serves to deepen the Core Team’s knowledge of the young missionaries, with a view to creating teams for each site.
3. **General observations:** provides the opportunity to offer suggestions to improve this process in future Biblical Missions and documents observations and recommendations to be sent to Instituto Fe y Vida.

## 3.5 CREATION OF THE TEAMS OF YOUNG MISSIONERS AND LOCATIONS FOR THE BIBLICAL MISSION SITES

It is recommended that the Core Team establish the Teams of Young Missioners during a special meeting. It is important that all members of the Core Team be present, since each person may have personal knowledge about the qualities of the young missionaries.

### Forming teams and assigning advisers

To organize the teams, it is recommended to do the following:

- Classify the evangelizers into three categories according to their level of faith formation, leadership skills, pastoral experience, and ability to conduct processes—for example advanced, intermediate, and relative beginners.
- Classify the hosts into three categories according to their organizing skills, creativity, ease of creating a communal environment, and artistic abilities.
- Form pairs of evangelizers and hosts whose abilities complement one another, taking into account the abovementioned levels, their gifts, personal qualities, and the process of the sessions.

- Select a pair of evangelizers and a pair of hosts to form each team, bearing in mind that the young missionaries should balance one another according to their experience, pastoral formation, skills, gender, and so on. It is also helpful to consider availability to meet at similar times to prepare and conduct the sessions.

This is also the time to assign advisers to the teams that require one. It is essential that all teams composed of adolescents have an adult adviser, as well as the teams with less pastoral experience. One person may advise several teams as long as the biblical sessions are held on different dates, since their role will be just as important when conducting the sessions as it was during the preparation stage.

### **Locations for the Biblical Mission sites and team assignments**

At the same meeting, the Core Team should assign the recently formed Teams of Young Missioners to the Biblical Mission sites. This presupposes that the organizer has already ascertained the availability of facilities, dates, and schedules.

The assignment of advisers is so important that, if necessary, the scheduling of the sessions at some sites may have to be delayed until an adviser is available. Sites that are blessed with young adult leaders with advanced formation may schedule their sessions first; once these young missionaries have had the experience of leading the Biblical Mission they may be assigned as advisers to other sites.

It may be helpful to carry out the site assignment process in a visual manner. The “Sample calendar for planning the Biblical Mission” as well as the “Sample schedule of the Biblical Mission sites,” Appendix 2, pp. 76-77, are provided for this purpose. For multiple sites in a parish, school, or neighborhood, it is recommended to give an inspiring name to each one, in addition to identifying it by its geographical area.

## **3.6 TRAINING DAY: PREPARATION FOR THE MISSIONARY PRAXIS**

The Training Day is essential in the preparation of the young missionaries for their *missionary praxis*, which should be understood as a pastoral action with an integrated reflection on that experience. The objective is to generate Christian growth among the participants and to improve their pastoral efforts. The Training Day is organized into four thematic parts: (a) Introduction to the Training Day; (b) *Mística* of the Biblical Mission; (c) Being a young missionary; and (d) Carrying out the Biblical Mission. It is designed as an intensive one-day experience, but it may easily be adjusted to a weekend or several consecutive weekly sessions.

The objectives of the Training Day are listed below, followed by commentaries on the process, which is detailed in the “Schedule and process for the Training Day,” Appendix 3, pp. 91-93. Finally, some important aspects of the evaluation are presented.

## Objectives of the Training Day

The objectives of the Training Day are as follows:

1. To present the pastoral-theological framework and the entire process of the Biblical Mission, so that the young people may understand more fully the four biblical sessions they previously experienced and so they will be better able to fulfill their commitment as young missionaries.
2. To explain the methodological focus and the shared leadership approach that is used to facilitate the four biblical sessions.
3. To recall the stages of human development and Christian growth of young people, so the young missionaries may gain some insight into their own life journey and the developmental stages of the participants they will lead in the Biblical Mission.
4. To review the *Manual for the Young Missioners*, the *Guidebook*, and the *Journal* to clarify any doubts they may have had while studying these publications, as they were asked to do before their solemn commitment as young missionaries.
5. To describe how the Sending Forth and Closing Liturgies of the Biblical Mission will be carried out.
6. To establish the Teams of Young Missioners and train them to fulfill their roles as evangelizers or hosts.
7. To organize the teams assigned to each Biblical Mission site; schedule the dates to meet to prepare the biblical sessions; and reach an agreement on other important details in order to start working as a team.

## Process for the Training Day

The four stages of the Training Day are as follows:

1. **Introduction to the Training Day:** The day begins with the welcome, presentation of the agenda, and the opening prayer. It continues with a general overview of the Biblical Mission utilizing the PPT presentation (or the training video if the young missionaries can understand Spanish), followed by a question and answer session.
2. **Mística of the Biblical Mission:** Centered on Jesus' call for missionaries in the New Evangelization, this part reviews the pastoral-theological framework of the Biblical Mission and explains the protagonism of young people in it.
3. **Being a young missionary:** Focusing on the methodology of the Biblical Mission, the young missionaries learn about the value of shared leadership and placing their evangelizing action in the here and now, followed by a reflection on human development and the Christian growth of young people.
4. **Carrying out the Biblical Mission:** Details the organization and logistics of the Biblical Mission; the sites and Teams of Young Missioners are defined; the young people are trained for their roles as evangelizers or hosts; and the teams



are organized to prepare and conduct the biblical sessions, as well as to participate in the Sending Forth Liturgy. The day ends with team prayer and an evaluation of the Training Day.

The “Schedule and process for the Training Day,” pp. 91-93, indicates the major themes and activities of the day. The content for each presentation or activity is detailed in the *Manual for the Team of Young Missioners* and in the introduction to the *Mission Guidebook*, with which the young missioners will need to become very familiar.

Finding the best way to do the presentations and activities is left to the creativity of the Core Team. The presentations and activities should be divided among the trainers and the advisers in order to model shared leadership and responsibility.

If it is not possible to present the training video, the PowerPoint presentation may be shown again to remind the young missioners what the Biblical Mission entails. The time allotted for the presentations about the New Evangelization, the Pastoral Circle, and shared leadership will also need to be increased.

Several question and answer periods have been incorporated into the day. At the beginning, it is better to focus on questions of a general nature, since the young people will have an opportunity to analyze the *Guidebook* in-depth as the Training Day progresses; they will be able to resolve specific questions about the process when they begin working as a team.

## Evaluation of the Training Day

The evaluation of the Training Day is composed of five parts:

1. **Self-evaluation of the Core Team:** analyzes the various stages of the process and the performance of the leaders as a team.
2. **Assessment of the young missioners:** serves to get to know the young people better and to be more effective in accompanying them and providing the advice they need as the Biblical Mission progresses.
3. **Reflection on the Teams of Young Missioners:** provides an initial assessment of the teams’ ability to work together, balancing personalities and skills. Also verifies that the assignment of advisers was made where needed.
4. **Important data:** records important data from this event, which will be needed for the organization of subsequent activities in the Biblical Mission.
5. **General observations:** provides a general understanding of the fruits of the Training Day, the challenges encountered, and suggestions for future Biblical Missions, as well as observations and recommendations for Instituto Fe y Vida.

The evaluation tool is located in Appendix 4, pp. 108-111. To facilitate its usage, an electronic template in Word format is available on the website.

### 3.7 FACILITATION OF THE BIBLICAL MISSION BY THE YOUNG MISSIONERS

The facilitation of the four biblical sessions by the young missioners is the culmination of the Biblical Mission project, “God’s Word Comes to Life in Young People.” This activity crowns the formation-in-action process of young people as missionary leaders. Thus, it is very important for the teams to perform a careful and thorough preparation of each session.

#### Preparation for the sessions at each Biblical Mission site

All the training received up to this point becomes the foundation for the young missioners to prepare the sessions. Their Experience of the Biblical Mission, studying the *Manual for the Team of Young Missioners* and the *Mission Guidebook*, and the Training Day will all help them to fulfill their roles with confidence and proficiency.


Nevertheless, none of the above can substitute for the detailed and careful preparation of each session as indicated in the “Methodological introduction to the *Guidebook*,” of the *Mission Guidebook*. They also need to review the “Ten commandments” and the “Guidelines” for their leadership as young missioners, found on pp. 60-62 and 67-72 in the *Manual for the Team of Young Missioners*. These guidelines point out the attitudes, behaviors, and actions exemplified by Christian leaders who bear God’s Word to their peers.

#### See *Mission Guidebook*:

- “Methodological introduction to the *Guidebook*.”
- Each session with its “Session Plan,” “Materials for the Session,” and “Session Process,” including all their steps and activities.

#### See *Manual for the ToFYM*:

- “Ten commandments for evangelizers, hosts, and advisers,” pp. 60-62.
- “Guidelines for the leadership of the young missioners,” pp. 67-72.





## Carrying out the four biblical sessions

The facilitation of the sessions by the Teams of Young Missioners culminates the work of the Core Team in terms of the organization, training, and supervising young people as protagonists in the Biblical Mission. This is the stage to which all of the training activities are aimed, and where special pastoral attention is needed from the adult advisers who share leadership with the young missioners. If the adviser's role is important in the preparation of the sessions, it becomes even more vital when conducting them.

## Evaluation of the sessions at each Biblical Mission site

The forms used to evaluate the biblical sessions led by the young missioners were designed in a didactic manner. The evaluation of Session 1 is simpler, while the subsequent evaluations help to increase critical thinking and focus on different details. The instructions and forms for these evaluations are located in Part 2 of the *Mission Guidebook*. To facilitate their usage, electronic templates in Word format are available on the website. The evaluation process encompasses three steps:

- **Personal evaluation:** to be completed immediately after each session, in order to be as objective as possible.
- **Communal evaluation:** provides an opportunity to share personal evaluations in order to supplement individual perspectives with insights from peers.
- **Evaluation summary:** develops an overview of the sessions held at each Biblical Mission site, to be delivered to the Core Team.

**See *Mission Guidebook*:**

- Part 2: "Session Evaluations for the Team and Advisers."

## 3.8 SENDING FORTH AND CLOSING LITURGIES OF THE BIBLICAL MISSION

The Sending Forth and Closing liturgies provide a special *mística* to the Biblical Mission, since the liturgy is the celebration of the Christian community where Christ's saving action is made present, expressed, and renewed; it is the primary means through which an ecclesial community worships God. Framing the Biblical Mission with liturgical celebrations gives the young missioners a broad sense that their missionary praxis is rooted in communion with God and the Church.

As the Eucharist is the quintessential liturgy—the source and summit of the life of the Church and its evangelizing mission—it is recommended, whenever possible, to celebrate the Eucharist at the beginning and at the end of the Biblical Mission, preferably at a Sunday Eucharist in the presence of the parish community. When this is not possible, it is recommended to celebrate liturgies of the Word.



The significance of the Liturgy of the Word lies in the proclamation of Sacred Scripture, always in relation to human history and events. Thus, it is important that the young people understand the difference between the celebration of the Eucharist and a Liturgy of the Word, and that they appreciate each according to its nature and purpose.

By framing the Biblical Mission in between two liturgies, the communion and mission shared among the young missionaries and adult advisers help to make the motto come true, that “God’s Word Comes to Life in Young People.” Furthermore, both liturgies are part of the formation-in-action process of the young people, providing them the opportunity to actively participate in the preparations and serve in the various liturgical ministries. The guidelines for these two liturgical celebrations are found in the *Manual for the Team of Young Missioners*, pp. 73-80; general guidelines that apply to both liturgies are provided first, followed by specific guidelines for each liturgy.

**See *Manual for the TofYM*:**

- “Guidelines for the Sending Forth and Closing Liturgies,” pp. 73-80.

## **Sending Forth Liturgy**

The Sending Forth Liturgy marks the beginning of the missionary praxis of the young missionaries. The liturgy nourishes them to go out and tell their peers about God’s life-giving Word, making Jesus present among them.

Since it is highly recommended that the Opening and Closing Liturgies of the Biblical Mission take place within a Eucharistic celebration, the guidelines provided in the *Manual for the Team of Young Missioners* were written for the Mass, and should be adapted if the Sending Forth or Closing takes place during a Liturgy of the Word.

The Eucharist is the source of all of the Church’s pastoral and missionary activity. In it, Jesus becomes present to the members of the ecclesial community, in the most intimate way. All of us who partake in the Eucharist are commissioned by Jesus to continue his mission. When we celebrate the Pascal Mystery of Jesus in the Mass, it is Jesus himself who sends us, just as he sent his apostles when he appeared to them after his resurrection: “As the Father has sent me, so I send you” (Jn 20:21).

What the world needs and young people yearn for—whether consciously or unconsciously—is the abundant, perfect love of God. There is nothing greater than knowing Jesus, being loved by him, and sharing that love with others. We become witnesses when, through our actions, words, and lifestyle, Jesus appears and communicates himself. In other words, we become instruments of Jesus’ active presence in the world, in this case through the missionary protagonism of the young.

## **Closing Liturgy**

The Closing Liturgy is the conclusion of the Biblical Mission, through which the young participants grew in their faith, strengthened their Christian vocation, and were encouraged to carry out their mission in the world. This is the precise moment to thank



God for the invitation to listen to his Word, and for granting an experience of community with peers who made Jesus present through their words and actions.

It is also a favorable time to enter into a dynamic life-giving communion with Jesus, who sends us anew to evangelize our peers. When giving thanks during the celebration of the Eucharist for our personal encounter with Christ—the living Word of the Father—we Christians learn to be builders of communion, peace, and solidarity in all circumstances of life.

The young missionaries, the young participants, and the members of the Core Team are all called to continue their faith journey, bringing to life the message of God's Word received during the Biblical Mission. It is the shared duty of all baptized members of the pilgrim Church on earth to make Jesus and his words of eternal life present every day in their own setting.

### **Guides for the oral evaluation of the liturgies**

So that the evaluation of the liturgies may take place in an efficient manner, it is recommended to do it orally. It is important for both the Core Team and the young missionaries to make their own evaluations and compare their opinions to see if their experience was similar or different. The priest who presided at the celebration of the Eucharist should also be invited to provide feedback from his own perspective. The guides for the evaluation of both liturgies are located in Appendix 4, pp. 112-113. To facilitate their usage, an electronic template in Word format is available on the website.

## **3.9 FINAL REFLECTION ON THE ENTIRE PASTORAL PROJECT OF THE BIBLICAL MISSION**

To bring the Biblical Mission project to a successful conclusion, a session is offered in which the Core Team and the Teams of Young Missioners meet for a final reflection on their joint pastoral action. This reflection takes in the experience of the people who carried out the Biblical Mission, nourishing their spirituality, increasing their appreciation of their pastoral outreach, and helping them to improve future pastoral projects.

The process for the reflection is located in Appendix 3, pp. 94-97. It lasts about six hours and consists of five parts: opening prayer, reflection on the missionary praxis in teams, large group sharing, closing prayer, and social gathering.

## **3.10 REPORT TO INSTITUTO FE Y VIDA AND ANALYSIS OF THE BIBLICAL MISSION PROJECT**

Instituto Fe y Vida and its associated institutions are very interested in the results of the Biblical Mission for Youth and Young Adults. In order to facilitate feedback, a form has been designed to submit important data from the Biblical Mission as well as other




comments that might prove useful for the ongoing implementation the Biblical Mission throughout the Americas and improve areas that might require adjustments.

In addition, these reports are essential for Instituto Fe y Vida to present detailed information to the foundations and donors that made it possible for the Biblical Mission resources to be offered free of charge. They encourage them to continue supporting future Biblical Missions. Thus, the organizer is kindly asked to assume responsibility for sending this report or to delegate someone else to do so.

The form is located in Appendix 4, pp. 114-116. It compiles the observations made in the evaluations that took place throughout the process, together with any other comments that might be deemed helpful. As with all of the evaluations, an electronic template in Word format is available on the website: [www.YouthBiblicalMission.org](http://www.YouthBiblicalMission.org).

Instituto Fe y Vida will collect the received reports, analyze them, and prepare a summary report. In order to enrich the Core Teams in their task of leadership formation for youth ministry, this report will be shared electronically with organizers who have submitted their final report.



# EPILOGUE

## THE BIBLICAL MISSION IS OVER... NOW WHAT?

There are different kinds of spiritual gifts but the same Spirit; there are different forms of service but the same Lord; there are different workings but the same God who produces all of them in everyone.

—1 Corinthians 12:4-6

The Biblical Mission for Youth and Young Adults will generate profound personal encounters with Jesus among the young people who participate. For some of them, it will be an opportunity to pray and reflect on their faith in the present moment and circumstances of their lives. For others, it will be the first time they listen to a proclamation of the Good News in a process designed to help them internalize the message through dialogue with their peers. Others will find in the Biblical Mission an opportunity to strengthen their faith, renew their baptismal promises, and discover their missionary vocation.

There will be abundant fruits and gifts springing forth from the Biblical Mission and it will be necessary to continue cultivating them so that God's Word may continue to permeate the lives of today's young people. The Church offers various pathways to nurture the faith of young people so that they may put into practice what they heard, experienced, and learned in the Biblical Mission.

It is important to let the young participants know the possibilities within their reach, according to their age, interests, environment, and gifts. It is the responsibility of the Core Team to make a list of the pastoral opportunities existing in their area and to let the young missionaries know about them. They, in turn, will share them with their peers during the last biblical session, inviting those not already participating in any pastoral ministry to join a group or faith community that is already established, or to continue meeting and form a new group or ecclesial community with their peers.

Instituto Fe y Vida has published a variety of resources for biblical pastoral ministry among youth and young adults, so that young people may find in God's Word a constant source of new life. It also offers resources to train young people in the study of Sacred Scripture. To learn about the scriptural programs and other resources available in the United States and Latin America, visit [www.BiblibliaParaJovenes.org](http://www.BiblibliaParaJovenes.org). For biblical resources in English focused on adolescents and young adults, visit [www.smp.org](http://www.smp.org), and for scriptural formation in Spanish, visit [www.verbodivino.es](http://www.verbodivino.es).



# APPENDIX 1

## GUIDE TO USING THE RESOURCES FOR THE BIBLICAL MISSION

This appendix presents the publications and resources that are offered to facilitate the implementation of the Biblical Mission for Youth and Young Adults, “God’s Word Comes to Life in Young People.” It is divided into eight sections and includes a brief presentation on how to use each of the resources:

- Resources for getting to know and promoting the Biblical Mission
- Resources for planning the Biblical Mission
- Bible and publications for the Biblical Mission
- Resources for training the young missionaries
- Audiovisual resources
- Clip art gallery
- Evaluations and final report
- Websites of the Biblical Mission



### RESOURCES FOR GETTING TO KNOW AND PROMOTING THE BIBLICAL MISSION

#### 1. Flyers

There are two flyers to introduce the Biblical Mission. The upper part of the front page includes a blank space for the name of the institution organizing the Biblical Mission:

- **One-page flyer:** Letter size; presents the key elements of the Biblical Mission.
- **Detailed flyer:** Tabloid size; in addition to the key elements, it presents the themes, organizing centers, and an outline of the process for its implementation.

#### 2. Posters

There are two types of posters to be placed in strategic areas of churches, schools, retreat centers, and other appropriate locations:

- **Inspirational poster:** designed as a promotional tool to motivate young people to participate, it comes in three sizes: poster size, 11x17, and letter size.

- **Informative poster:** contains a large section in the middle to fill in specific information about the place, dates, and times the Biblical Mission will take place. It is offered in the same three sizes as the inspirational poster.

### **3. PowerPoint presentation**

The PowerPoint presentation serves to assist organizers and trainers in explaining the Biblical Mission for Youth and Young Adults, “God’s Word Comes to Life in Young People.” It is advisable to study the documents “Overview of the First Continental Biblical Mission for Youth and Young Adults” and “First Continental Biblical Mission for Youth and Young Adults: Questions and Answers,” as well as to become familiar with the entire Biblical Mission process before making use of the presentation.

The presentation should explain the project in a way that the audience may understand that the Mission is to be carried out at the local level with a team of four young missionaries as the protagonists at each Mission site. Instituto Fe y Vida provides the design of the project, all the resources to implement it, and supporting materials for the organizers and trainers.

### **4. Biblical Mission for Youth and Young Adults promo video (Spanish)**

The Biblical Mission is presented in a lively manner with a promotional video that is available only in Spanish on the Internet. It is designed to be uploaded on websites and distributed through YouTube and other similar media.

### **5. Document: Overview**

In just a few pages, the “Overview of the First Continental Biblical Mission for Youth and Young Adults” summarizes the rationale for the Biblical Mission and its *mística*. It is addressed to ecclesial leaders who oversee the pastoral care and accompaniment of young people in their diocese, school, parish, or movement.

### **6. Document: Questions and Answers**

The objective of this document is to offer general information about the Biblical Mission project in order to provide a broad understanding of the content and process. It is addressed to people in positions to be able to promote and organize the Biblical Mission, giving them the details they will need to explain the flyer and the PowerPoint presentation to diverse audiences. It is recommended that a supplemental Q&A document be developed at each organizing center to provide information about the local organization of the Biblical Mission—sites, dates, Core Team contact info, etc.

### **7. Support letters from the bishops**

Two bishops in key positions to motivate young people to participate in the Biblical Mission wrote letters to encourage its implementation. They are:



- Most Reverend José H. Gomez, STD; Archbishop of San Antonio, Texas; Chairman of the Committee on Cultural Diversity in the Church, USCCB; Moderator of the National Catholic Network *de Pastoral Juvenil Hispana*—La RED.
- Most Reverend Mariano José Parra Sandoval; Bishop of Guayana City, Venezuela; Bishop in Charge of the Office for Young People at CELAM.

## 8. Bookmark with the “Mission Prayer”

A special bookmark of the Mission Prayer, “God’s Word Comes to Life in Young People,” can be printed and distributed in large numbers. Its purpose is to remind people to support the Biblical Mission in prayer so that it may bear fruit among the young people in the area. The bookmark is formally distributed during the Convocation of the candidates who are to become young missionaries and in the Sending Forth Liturgy. It is also recommended to give bookmarks to the members of the institutions implementing the Biblical Mission: the students and teachers in the schools; parishioners attending Sunday Mass; and members of congregations and apostolic movements. Distributing and reciting the prayer at the end of Mass encourages the community to remain in prayer throughout this missionary project.



## RESOURCES FOR PLANNING THE BIBLICAL MISSION

### 1. Document: Scenarios of the Organizing Centers and their Missionary Potential

This document presents six scenarios for organizing the Biblical Mission, building on the young Catholic leadership potential within reach of the diverse ecclesial structures and organizations that serve young people. We hope that these six scenarios awaken interest, hope, creativity, and the ability to organize, achieving their potential over time as the Biblical Missions multiply. At the end of the document there are some examples for scheduling the biblical sessions at various sites during the week, and for distributing the sites across a geographic area.

### 2. Sample calendar for planning the Biblical Mission

The purpose of the calendar is to illustrate the steps needed for the preparation and implementation of the Biblical Mission. The final schedule for preparing the Biblical Mission will depend on the needs and availability of each location or organizing center.

### 3. Template for planning the Biblical Mission

This template is an Excel version of the sample calendar mentioned above. It is available on the website to facilitate the planning of the Biblical Mission at each location.







## BIBLE AND PUBLICATIONS FOR THE BIBLICAL MISSION

### ***The Catholic Youth Bible***

A Biblical Mission without a Bible is unthinkable. The Bible should occupy a prominent place at the Biblical Mission site. It should be enthroned and the evangelizers need to read directly from it.

It would be ideal for all the participants to have their own copy of *The Catholic Youth Bible*, for its rich content. Just be aware that there are two versions of the CYB, the *New American Bible Revised Edition (NABRE)* and the *New Revised Standard Version (NRSV)*. The former is recommended since it is the text used throughout the Biblical Mission as well as in the *Mission Guidebook*, the *Mission Journal*, and the Sunday readings at Mass in the United States.

### **The four publications of the Biblical Mission**

The four publications developed for the Biblical Mission complement one another. The decision to locate content in one publication or another was made following the subsidiarity principle; in other words, the *Core Team Manual* generally does not duplicate information provided in the *Manual for the Team of Young Missioners*, nor does the latter repeat information contained in the *Mission Guidebook*. However, there are cross-references to assist the participants in using the various publications in an interconnected way.

Both *Manuals* will be applicable for all the Biblical Missions prepared by Instituto Fe y Vida. New *Guidebooks* and their corresponding *Journals* will be produced periodically, based on different biblical themes.

#### **1. Core Team Manual**

This *Manual* includes the elements necessary for planning and implementing the Biblical Mission. It presents what the Core Team needs to organize the training of the young missioners and to support their pastoral protagonism (main leading role) throughout this process. It also includes several practical appendixes to support the organizational work and the training of the young missioners.

#### **2. Manual for the Team of Young Missioners**

This *Manual* includes the Biblical Mission's theological-pastoral foundation. It provides the spiritual, methodological, and psychological components required to become a young missioner. It also includes recommendations for their training and guidelines for preparing the biblical sessions, as well as some leadership principles to be followed while facilitating the biblical sessions. In addition, it presents guidelines for the Sending Forth and Closing Liturgies, highlighting different ways in which the participants may serve.




### 3. Mission Guidebook

The *Guidebook* includes the general process, the activities to be facilitated, and the content required for each of the four biblical sessions that together constitute the Biblical Mission. It presents the goals, the detailed plan and the materials needed for each session. It also offers instructions for each task to be carried out by the members of the Team of Young Missioners. The *Guidebook* includes directions on how to present the themes and how to use the *Mission Journal*, as well as providing the evaluation forms for each session.

### 4. Mission Journal

The *Journal* includes the prayers and activities for the young participants' reflection during the Biblical Mission. The scriptural quotes for each session are included so that everyone has the same version of the biblical text. It also provides blank spaces for the participants to document their ongoing dialogue with Jesus throughout the Biblical Mission.



## RESOURCES FOR TRAINING THE YOUNG MISSIONERS

### 1. Registration form

This form is designed to record basic contact information about those who made a commitment to serve as young missioners. It is used at the Convocation after the Biblical Mission project, the requirements for training, and the importance of actively participating as protagonists in the missionary project are explained.

### 2. Commitment card

This card will be signed by the young missioners in a special rite at the end of the Convocation. By signing, they show their commitment to receive training, prepare, facilitate, and evaluate the biblical sessions.

### 3. Training video (in Spanish)

The training video is only available in Spanish. It offers an overview of the Biblical Mission, presents important aspects of its pastoral-theological framework, and specifies key elements of the methodology utilized in this project. It also describes the main activities that form the planning, training, and implementation stages. It was created to be used in the training of the Core Team and the Teams of Young Missioners.

If this video is to be used to promote the Biblical Mission project, it will be necessary to make a brief introduction before showing it. It is important to let people know that the Biblical Mission is designed to be implemented at the local level while the Core Team exercises its service through an organizing center.



## AUDIOVISUAL RESOURCES

### 1. Theme song for the Biblical Mission

The theme song, “Go Out and Tell,” by Bobby Fisher and Greg Lee is both biblical and catechetical, and it relates well to the Biblical Mission. It is available in three formats:

- **Digital recording of the theme song.** This version may be used by the participants during rehearsals or as background for their own vocal performance.
- **Guitar arrangements with lyrics.** Provided to facilitate playing and singing.

### 2. Songbook for the Biblical Mission

The Biblical Mission Songbook includes songs with missionary themes and others related to the content of the biblical sessions. This songbook may be used throughout the Biblical Mission, during the Convocation, during the process for discerning the roles of the young missioners, during the Training Day, and for the Sending Forth and Closing Liturgies. Other songs related to the topic of each session that are familiar to young people locally may also be used during the sessions.



## CLIP ART GALLERY

All the clip art used for the Biblical Mission is available on the website. Some of the clip art is to be used for a particular session; others may be used to promote the Biblical Mission through the Internet or in print. By making these images available to all, the identity and *mística* of the Biblical Mission will be maintained across the Americas, and the creativity of the missionary teams will be fostered without jeopardizing the integrity of the project. There are several types of resources:



- Informative components to promote the Biblical Mission through local channels, such as newspapers, magazines, PowerPoint presentations, or websites.
- Logos and other symbols to maintain the identity and *mística* of the Biblical Mission in all local communications related to the project.
- Promotional elements to motivate young people to participate.
- Illustrations that encapsulate the themes of the biblical sessions and others that may be required for particular activities.



## EVALUATIONS AND FINAL REPORT

### 1. Evaluation of each biblical session

The evaluation forms for each biblical session are included at the end of the *Mission Guidebook*. The Core Team conducts this evaluation upon completion of the Experience of the Biblical Mission weekend. In turn, the young missionaries carry out the evaluations after each biblical session they facilitate for the young participants. Once all four sessions have been completed, a summary of each site's evaluation should be delivered to the Core Team, in order to give its members a general assessment of the Biblical Mission's implementation under their leadership.

### 2. Evaluation of the Convocation

The purpose of this evaluation is to guide the Core Team in improving its preparation and facilitation for future Biblical Missions. It is also important to communicate in the final report to Instituto Fe y Vida those aspects that need to be improved.

### 3. Evaluation of the Experience of the Biblical Mission

This evaluation should be done by the Core Team. It is useful not only as a reflection on their roles as a team, but also to decide if any part of the biblical sessions needs to be adapted to the needs and circumstances of local young people. In addition, this evaluation is a useful tool to assess the performance and character of the young missionaries so that the Core Team can provide extra help where needed. It includes the identification of relevant suggestions to be communicated to Instituto Fe y Vida.

### 4. Evaluation of the discernment process for the selection of roles

This document has a self-evaluation of the Core Team and an assessment of the young missionaries. It also identifies any aspects of the discernment process that may need improvement so that they may be included in the final report to Instituto Fe y Vida.



## 5. Evaluation of the Training Day

The objectives of this evaluation are similar to those of the two previous evaluations.

## 6. Guides for the oral evaluation of the Sending Forth and Closing Liturgies

These guides should be used by both the Core Team and the Teams of Young Missioners, as their respective experiences tend to complement one another. If these evaluations are conducted on different days or locations, the young missioners should carry out their evaluation first and deliver it to the Core Team. The evaluation covers both the preparation and the celebration of the liturgies.


## 7. Final report of the organizing centers to Instituto Fe y Vida

The objective of this form is to compile information about the implementation of the Biblical Mission and areas for improvement identified in the evaluations. Each organizing center should send its own report to Instituto Fe y Vida. It is very important that Instituto Fe y Vida receive this report in order to improve future Biblical Missions, as well as to make it available to the foundations and donors that made it possible to offer all the resources free of charge.



## WEBSITES OF THE BIBLICAL MISSION

So that the Biblical Mission for Youth and Young Adults, “God’s Word Comes to Life in Young People,” may reach every corner of the Americas, there are two websites available: [www.YouthBiblicalMission.org](http://www.YouthBiblicalMission.org) in English and [www.MisionBiblicaJuvenil.org](http://www.MisionBiblicaJuvenil.org) in Spanish. All the materials and resources needed to implement the Biblical Mission are ready for download free of charge at both sites.



# APPENDIX 2

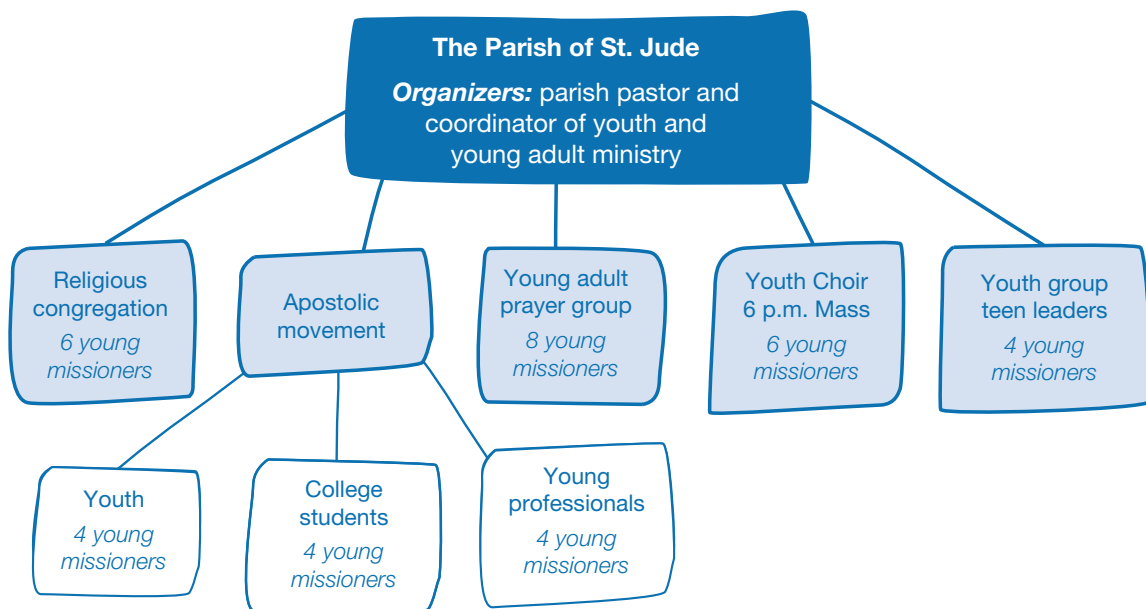
## ORGANIZING CENTERS

### AND THEIR MISSIONARY POTENTIAL

#### 1. SIX ORGANIZING CENTER SCENARIOS

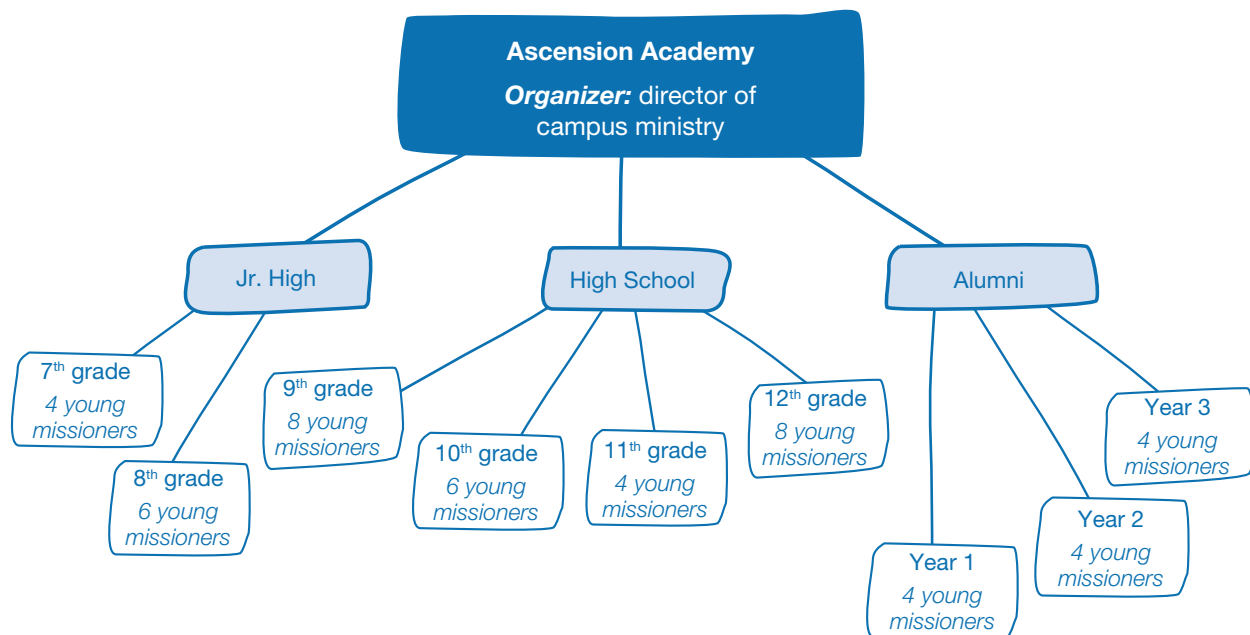
This appendix presents six scenarios for the organizing centers and the sites that they will be able to coordinate, according to the number of Teams of Young Missioners they are able to recruit and train. It also indicates the potential number of young participants reached through those centers. At the end, a sample schedule for utilizing facilities at the Biblical Mission sites throughout the week may be found, as well as a sample map portraying the distribution of sites across a particular geographic area.

#### Scenario 1. The Parish



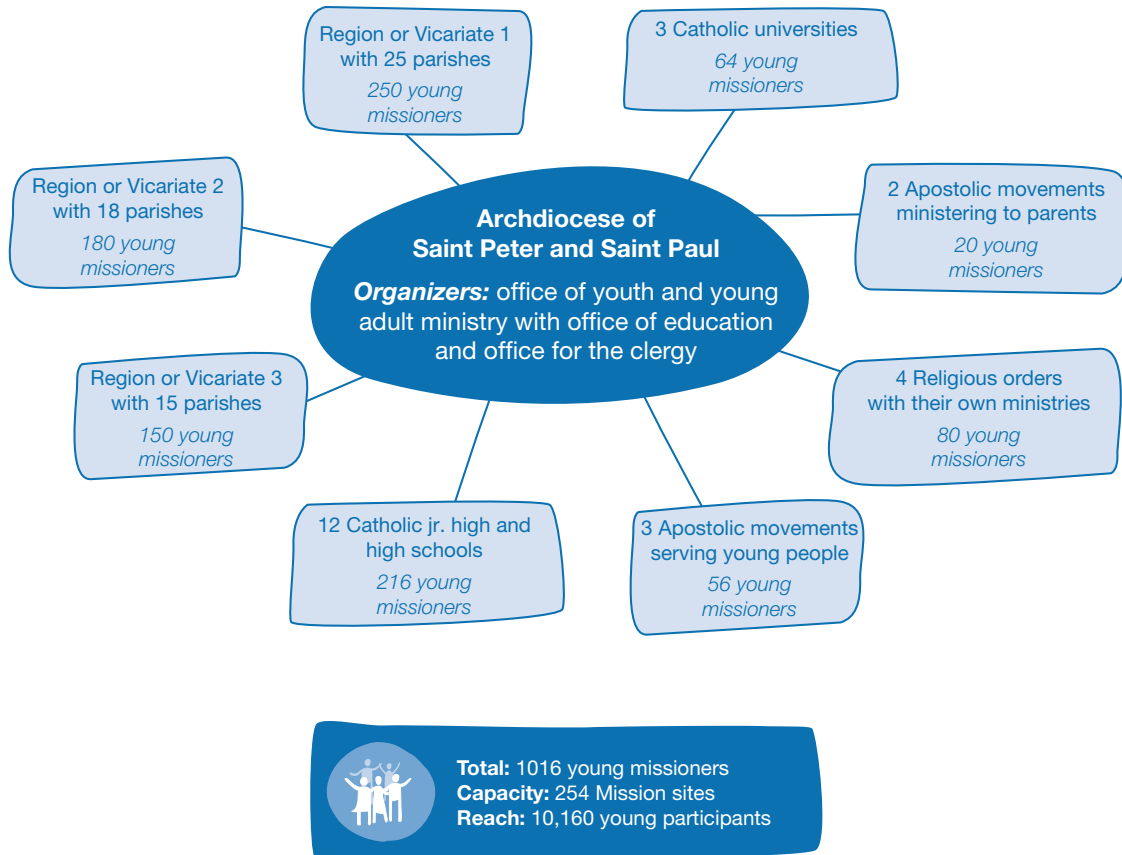
**Total:** 36 young missioners  
**Capacity:** 9 Mission sites  
**Reach:** 360 young participants

## Scenario 2. The Catholic School




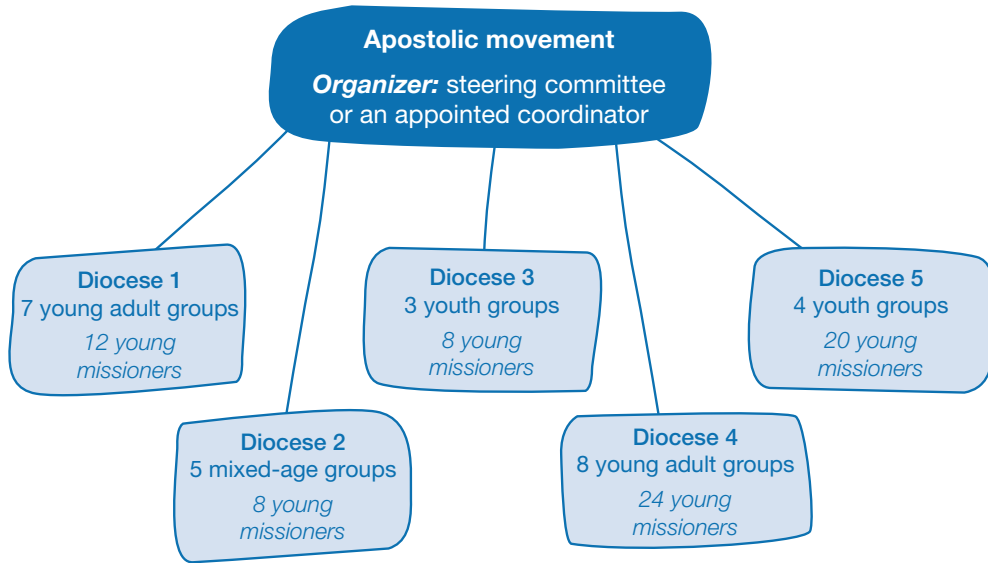
**Total:** 48 young missionaries  
**Capacity:** 12 Mission sites  
**Reach:** 480 young participants

### Scenario 3. The Arch/Diocese






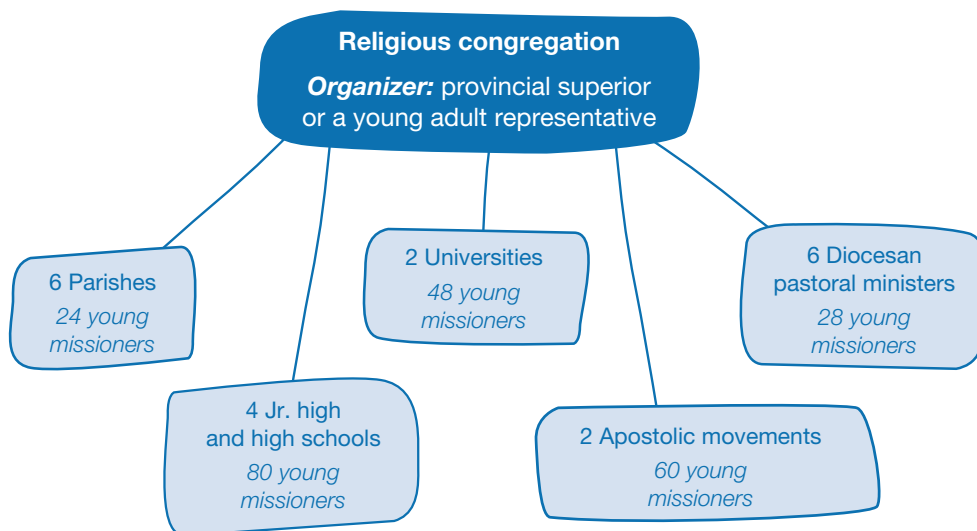
## Scenario 4. The Apostolic Movement



**Total:** 72 young missionaries  
**Capacity:** 18 Mission sites  
**Reach:** 720 young participants

*Young missionaries could be trained at a national event  
or sent from one diocese to another for support.*

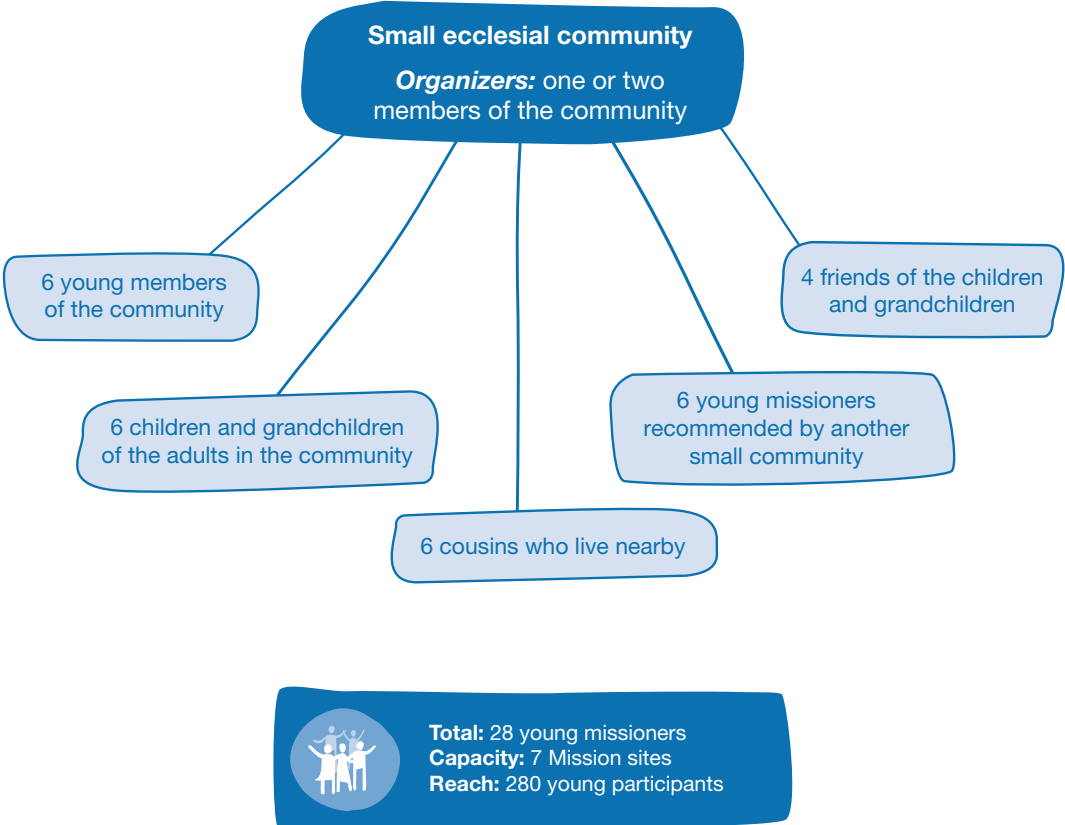
## Scenario 5. The Religious Congregation



**Total:** 240 young missionaries  
**Capacity:** 60 Mission sites  
**Reach:** 2,400 young participants

*With a strong possibility to influence peers in other ministries to join in the Mission.*

# Scenario 6. The Small Ecclesial Community



## 2. SAMPLE CALENDAR FOR PLANNING THE BIBLICAL MISSION

	Month 1				Month 2				Month 3				Month 4				Month 5											
	Initial Preparation				Training of the Young Missioners				Implementation of the Biblical Mission																			
Process	1	2	3	4	1	2	3	4	1	2	3	4	1	2	3	4	1	2	3	4	1	2	3	4				
<b>Stage 1: Initial Preparation</b>																												
Embracing the Biblical Mission	■																											
Forming the Core Team with the trainers and advisers		■																										
Studying the materials and planning the Biblical Mission			■																									
Identifying potential young missioners				■																								
<b>Stage 2: Training of the Young Missioners</b>																												
Inviting the young missioners					■																							
Experiencing the Biblical Mission and discerning roles						■																						
Training Day							■																					
Preparing to facilitate the biblical sessions								■	■	■	■	■	■	■	■	■	■	■	■	■	■	■	■					
<b>Stage 3: Implementation of the Biblical Mission</b>																												
Sending Forth Liturgy												■																
Inviting participants to the Biblical Mission													■	■	■													
Facilitating the four biblical sessions																■	■	■	■									
Closing Liturgy and social gathering																						■						
Evaluating and making the final report																							■					

There is a template in Excel available on the website to record the pertinent dates for local planning. It is important to let the young missioners know the local calendar as well as the territorial distribution of Biblical Mission sites. Thus, they will have a general understanding of the process for implementing the Biblical Mission that will help them to recognize the importance of their role in it; they will be able to refer potential young participants to one site or another; and they will be encouraged to develop more sites in subsequent Biblical Missions.

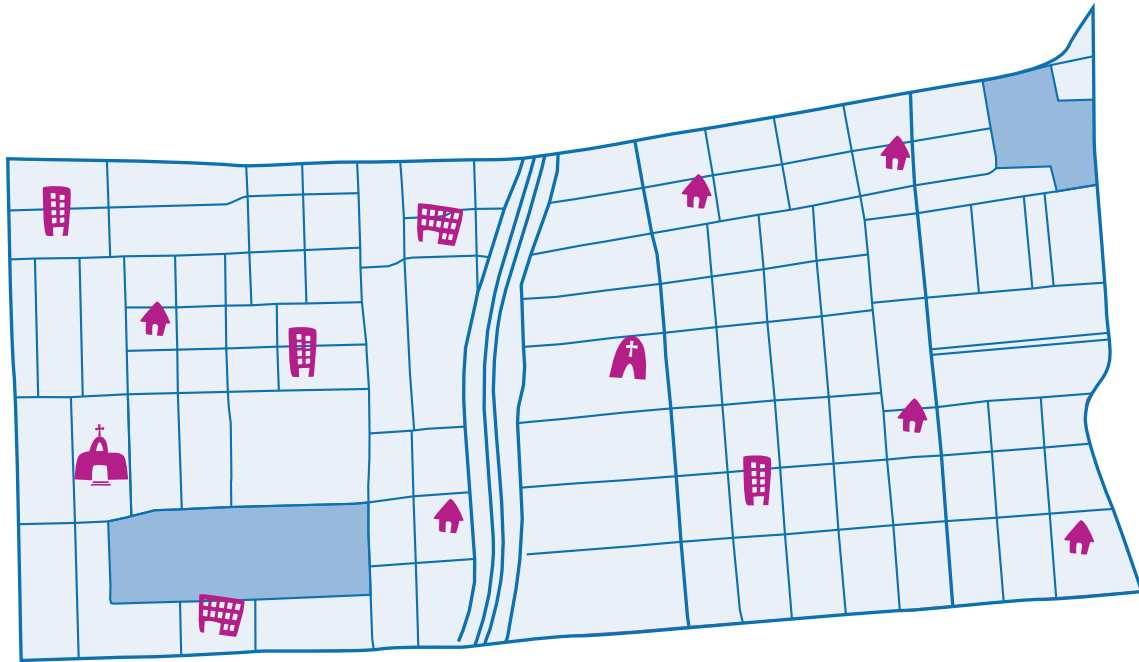
### 3. SAMPLE SCHEDULE OF THE BIBLICAL MISSION SITES



	MON	TUE	WED	THU	FRI	SAT	SUN	SAT	SUN
In the parish	2	1	3	1	2	-	1	2	-
In the schools	2	2		2		-	6	3	-
In family homes	4	6	2	3	1	-	-	6	4
In convents, retreat houses, and other locations	8	1	1	2	-	2	2	2	1
<b>Total possible</b>	<b>16</b>	<b>10</b>	<b>6</b>	<b>8</b>	<b>3</b>	<b>2</b>	<b>9</b>	<b>13</b>	<b>5</b>

**Total number of Biblical Mission sites 72**

## 4. SAMPLE GEOGRAPHICAL DISTRIBUTION OF THE BIBLICAL MISSION SITES



### Key



Parish



Chapel



House



Building



School

# **APPENDIX 3**

## **PROCESSES AND TOOLS**

### **FOR THE FORMATIVE ACTIVITIES**

This appendix contains specific processes and tools needed at different times in the formative activities for the young missionaries. It includes:

- Sample letter requesting permission from the parents/guardians of minors invited to serve as young missionaries, as well the “Permission Form for Parents or Guardians of Minors,” to be signed by them
- Schedule and process for the Convocation of the candidates who are to become young missionaries
- Commitment card for the members of a Team of Young Missioners, to be signed by them at the end of the Convocation
- Registration form for the Team of Young Missioners to record pertinent information about them
- Discernment process for the selection of roles as evangelizers or hosts, which includes a solemn rite of commitment to serve as a young missionary
- Schedule and process for the Training Day
- Final reflection on the entire pastoral project of the Biblical Mission

#### **1. SAMPLE PERMISSION LETTERS FOR THE PARENTS OR GUARDIANS OF MINORS**



## Biblical Mission for Youth and Young Adults

# "GOD'S WORD COMES TO LIFE IN YOUNG PEOPLE"

### REQUEST FOR PERMISSION FROM PARENTS/GUARDIANS OF MINORS

(Date)

Dear Parent/Guardian:

I am writing as a member of the Core Team for the Biblical Mission for Youth and Young Adults, "God's Word Comes to Life in Young People" in *(enter name of the Center)* to request your permission for the participation of your son/daughter *(enter name)* to become a member of a Team of Young Missioners. Adult supervision will be provided whenever there are minors involved in a Biblical Mission activity.

Your child will be required to participate in the following activities:

- **Convocation of the candidates to become young missioners**, taking place at *(location, date, and time)*
- **Experience of the Biblical Mission weekend**, taking place at *(location, date, and time)*
- **Training Day**, taking place at *(location, date, and time)*
- **Various meetings to prepare for the biblical sessions that the young missioners will be conducting**. Locations and times to be announced.
- **Sending Forth and Closing Liturgies**, taking place at *(location, date, and time)* and *(location, date, and time)*. You are cordially invited to accompany your child in these important liturgical celebrations.
- **Four biblical sessions**. Locations and times to be announced.
- **Final evaluation session**. Location and time to be announced.

Please complete the enclosed "Permission Form" and send it with your child the day of the Convocation, which is the first activity of the Biblical Mission. Should you have any questions or desire further information, please call me at *(phone)* or email me at *(email address)*.

With my prayers for you and your child,

*(Signature)*

*(Print name)*





## Biblical Mission for Youth and Young Adults

"GOD'S WORD COMES TO LIFE  
IN YOUNG PEOPLE"

### PERMISSION FORM FOR PARENTS OR GUARDIANS OF MINORS

I, \_\_\_\_\_, authorize my child, \_\_\_\_\_  
to participate in all the activities necessary to serve on a Team of Young Missioners for  
the Biblical Mission, "God's Word Comes to Life in Young People," according to the list  
of activities stated in the letter entitled "Request for Permission from Parents/Guardians  
of Minors."

Signature of parent/guardian: \_\_\_\_\_

Address: \_\_\_\_\_

Telephone: \_\_\_\_\_

Date: \_\_\_\_\_

## 2. CONVOCAATION OF THE CANDIDATES WHO ARE TO BECOME YOUNG MISSIONERS

### Process

[2:30 hours]

#### 1. Welcoming, icebreaker, and gathering songs

#### 2. Opening prayer

20 minutes

- Create a prayerful atmosphere by acknowledging the presence of the Lord and asking for enlightenment from the Holy Spirit.
- Invite the young missionary candidates to listen to the theme song of the Biblical Mission, “Go Out and Tell,” and to meditate on its words.
- Give a brief introduction based on the “Prologue,” located in the *Manual for the Team of Young Missioners*, p. 9.

**See Manual for the ToFYM:**

→ “Prologue,” p. 9.

#### 3. Explanation of the Biblical Mission

50 minutes

- Use the PowerPoint presentation as support to explain the Biblical Mission project to the gathered young people:
  - Emphasize the importance of their role in bringing God’s Word to other young people through the Biblical Mission.
  - Describe how the Teams of Young Missioners will be formed and present the spirituality of the evangelizers and hosts, as well as their primary tasks in this project.
  - Explain that they have been invited to experience the Biblical Mission and receive training to carry out their roles.
  - Point out the commitments they will make when they become part of a Team of Young Missioners.

**See Manual for the ToFYM:**

→ “Part 1: *Mística* of the Biblical Mission,” pp. 17-36.

- Conduct a question and answer session.

#### 4. Sending forth to the Biblical Mission

20 minutes

- Create a reflective atmosphere suitable for listening.
- Proclaim Luke 10:1-3, 16.
- Allow some time for God's Word to reverberate in the hearts of the young people.
- Read the Bishops' letters encouraging young people to participate in the Biblical Mission. See pp. 10-11 of this *Manual*.
- Form groups of three or four participants and ask them to share how they feel about Jesus' invitation to become young missionaries and what is their heartfelt response.

#### 5. Rite of commitment and conclusion

15 minutes

- Invite the candidates to take a few minutes to prayerfully consider, in dialogue with Jesus, their answer to the call to become a young missionary in this project.
- Those accepting the call will fill out and sign the "Commitment card for the members of a Team of Young Missioners," which should have been previously distributed to all the participants. See Appendix 3, p. 85. A digital copy of the card in color may be downloaded from the website.
- Distribute to everyone the bookmark with the Mission Prayer, "God's Word Comes to Life in Young People." Those who for any reason cannot serve as young missionaries at this time do not have to sign the card; however, they are invited to become prayer partners by making a commitment with Jesus to pray for the success of the Biblical Mission and to invite other young people to participate in it.
- Memorialize the commitment in the following way:
  - Those who have agreed to serve as young missionaries approach the altar and place their "Commitment Card" in a basket that has been placed there.
  - Those who have chosen to serve as prayer partners at this time will take a candle from another basket in front of the altar, light it, and then place it on the altar as a symbol of their commitment to pray for the success of the Biblical Mission.
- All pray together the "Mission Prayer."
- With hands extended over the community, the presider offers a prayer of blessing, asking God to help the young people fulfill their commitment with enthusiasm and dedication.

- Call the young people one by one and hand them their “Commitment Card” while saying: “[Name], may the Holy Spirit guide you throughout the Biblical Mission process.” The young person will answer: “Amen.”
- Conclude with the theme song of the Biblical Mission, inviting all the young people to sing along. The lyrics may be found in the *Mission Songbook* on the website, as well as near the end of all four of the Biblical Mission publications.


## 6. Distribution of forms and flyers

10 minutes

- Distribute the “Registration Form,” p. 86, asking those who committed to become young missionaries to fill it out and return it. A digital copy of the form in color may be downloaded from the website.
- Ask the minors to fill out and return their permission form, signed by one of their parents or guardians.
- Hand out flyers with information about the dates, places, and times for the Experience of the Biblical Mission and the Training Day.

## 7. Snacks and social gathering

25 minutes



### 3. COMMITMENT CARD FOR THE MEMBERS OF A TEAM OF YOUNG MISSIONERS



COMMITMENT  
AS A MEMBER OF THE TEAM  
OF YOUNG MISSIONERS

I, ,


want to be an instrument of the Lord,  
bringing the Word of God to other young people.  
I commit to attending the Experience of the Biblical Mission,  
participating in the Training Day,  
and preparing myself to become a young missionary  
in the Biblical Mission for Youth and Young Adults.

Signature

Date  /  /  City



## 4. REGISTRATION FORM FOR THE TEAM OF YOUNG MISSIONERS

 REGISTRATION FOR THE  
TEAM OF YOUNG MISSIONERS

Name

Date of birth

Address

City  State  Zip

Work phone (  )

Home phone (  )

Cell phone (  )

E-mail

**If the applicant is a minor:**

Names of parents or guardians

Signature of parent or guardian

Home phone (  )


Cell phone (  )

E-mail

**In case of emergency, contact:**

Home phone (  )

Cell phone (  )



## 5. DISCERNMENT PROCESS FOR THE SELECTION OF ROLES AND THE SOLEMN COMMITMENT TO SERVE AS A YOUNG MISSIONER

### Process

[1:30 hours]

#### 1. Prior preparation

Remind the young people to bring their *Journal*, because they will use it during the solemn rite of commitment to serve as a young missionary.

#### 2. Introduction

10 minutes

Remind the participants how Jesus calls his disciples to continue his mission, as well as about the spirituality of evangelizers and hosts in the Biblical Mission. Invite them to discern—in a spirit of profound prayer and openness to the Holy Spirit—the role to which God is calling them, taking into consideration their recent Experience of the Biblical Mission and their personal and communal reflection on the gifts God has entrusted to them.

Explain the interconnectedness and importance of both roles in order for the Good News to touch the hearts and lives of the participants. Indicate that throughout all four sessions they will serve in the same role to which they are committing themselves at this time. Describe the steps that will be followed in the discernment process, which has both personal and communal aspects.

**See *Manual for the ToFYM*:**

→ “*Mística* of the Biblical Mission,”  
pp. 17-20.

#### 3. Opening prayer in community

10 minutes

Invite everyone to acknowledge the presence of the Lord and ask for enlightenment from the Holy Spirit. Lead the following prayer, reading it aloud and encouraging the young people to reflect on its meaning to in their hearts.

Lord Jesus, we place ourselves into your hands. We are ready to hear your Word and respond to your call.

You have chosen us to collaborate with you in building your Kingdom, to be evangelizers and hosts in this Biblical Mission for Youth and Young Adults. We offer you all that we are, eager to follow you and serve you according to your will.

Send your Spirit upon us and grant us the gifts of wisdom and counsel, allowing us to discern the role each of us is to take on during the Biblical Mission.

Prepare our hearts so that we may work together in a spirit of shared leadership, bearing witness to our communion with you and with one another.

Increase our faith in you. We know that, if you invite us to serve you as evangelizers or hosts, it is because you want us to be instruments of your salvation; your words will be ours and your welcoming love will be expressed through us.

Allow us to discern the role in which we will be most helpful, according to the needs of the teams and the gifts you have bestowed on each of us. Help us to identify the talents you have entrusted to us for the benefit of the community.

We ask this through the intercession of Mary, our Mother, in the name of the Father, and of the Son, and of the Holy Spirit. Amen.

**4. Personal prayer and discernment** 10 minutes

Allow the young people to pray silently for 10 minutes. Invite them to:

- Converse with Jesus regarding the role they feel most ready to perform.
- Ask the Holy Spirit for the willingness to accept any role that would be beneficial to the Biblical Mission.
- Select the role to which they feel called.

**5. Attaining balance among the roles chosen** 10 minutes

- A member of the Core Team invites the young people who felt called to serve as evangelizers to stand on one side of the altar, and those who felt called to serve as hosts on the opposite side.
- If the number of evangelizers and hosts is not balanced, the young people are asked to reconsider their option, given the need to have a balanced team. They may then begin to move to the opposite side until the number of people on each side of the altar is roughly equal.
- The Core Team records the names of the young people in each group.

**6. Communal discernment** 20 minutes

This step will be carried out separately by each of the groups: (a) evangelizers; (b) hosts; and (c) the Core Team. The task to be performed is as follows:

- The young people in each group will share the reasons why they chose a particular role and any reasons why they did not choose the other role. Other young people who know them may then encourage those they feel are well suited for the other role to be open to changing, if necessary.



- The Core Team will analyze the balance between the groups. If the number of young people in each role is not sufficient to form the teams, or if the choice of a young person’s role might not be the best match for his or her gifts and maturity, some adjustment will need to take place. In that case, the Core Team member who invited the young person will ask the young person in private to switch roles.
- Two members of the Core Team will work together to finalize the lists of young missionaries who will serve as evangelizers and as hosts.

**7. Instructions on how to prepare for the Training Day** 20 minutes

- Hand the *Manual for the Team of Young Missioners* and the *Mission Guidebook* to each young person. Explain that the *Manual* presents material needed for their training as young missioners, while the *Guidebook* is the resource they will use to conduct the biblical sessions.
- Review the table of contents in the *Manual for the TofYM* with the young people in order to provide a general understanding of the material. Indicate the pages where the instructions for the young missioners on how to prepare for the Training Day are located, pp. 63-66.
- Ask them to open the *Guidebook* to the “Methodological introduction” and point out the two main sections with their respective subsections. Then go over Section 1 page-by-page and point out: the first page, with its objectives and life-giving messages; the session plan; the materials for the session; and the session process with its component parts and the tasks to be carried out by the evangelizers and hosts. Explain the relationship between the *Guidebook* and the participants’ *Journal*, which they recently used during the Experience of the Biblical Mission.
- Emphasize that, as protagonists of the missionary praxis, they must prepare themselves thoroughly for the Training Day: this means studying the publications as described in the instructions in the *Manual for the TofYM*, pp. 63-66, and writing down any doubts requiring clarification.
- Remind them about the place and date for the Training Day.

**See *Manual for the TofYM*:**

- “Preparation by the young missioners for the Training Day,” pp. 63-66.

**See *Mission Guidebook*:**

- “Methodological introduction to the Guidebook.”

8. **Solemn rite of commitment to serve as a young missionary** 10 minutes

- Invite the young missionaries to kneel around the altar, holding the three Biblical Mission publications, with the *Manual for the Team of Young Missioners* on top. Have them open it to page 20 in order to pray the following prayer together in a soft voice, letting the leader set the pace with a brief pause after each paragraph.

**PRAYER OF COMMITMENT  
FOR THE EVANGELIZERS AND HOSTS**

Lord Jesus, thank you for inviting me to be part of a Team of Young Missioners, so that God's Word may come to life in young people.

I am answering your call in this Biblical Mission, ready to serve as an evangelizer or host in order to bring your presence to others through my actions.

I freely make the commitment to receive training so that the four biblical sessions may be carried out in the spirit of missionary discipleship.

Please bless my commitment and send your Spirit to enlighten me and to give me the strength I will need in carrying out your mission!

Mary, Mother of Jesus and our Mother, your saying "yes" to God brought about the incarnation of your Son in human history. Walk with me during this Biblical Mission, so that the Holy Spirit may act through me and God's Word may come to life in young people today. Amen.

- Conclude the rite by singing the theme song of the Biblical Mission.



## 6. SCHEDULE AND PROCESS FOR THE TRAINING DAY

The following chart helps to organize the Training Day. Its purpose is to guide the Core Team through the implementation of this training, while providing flexibility so that each topic and corresponding activities can be adapted to the skills of the team members and the needs of the young people who are being trained as missionaries.

SCHEDULE AND PROCESS FOR THE TRAINING DAY			
Theme	Topics	Activities	Time
Introduction to the Training Day	Welcoming and initial prayer	<ul style="list-style-type: none"> <li>Welcoming and overview of the agenda for the day.</li> <li>Start the Training Day with the prayer "Guide and Strengthen Us with God's Word." See <i>Manual for the ToFYM</i>, p. 66.</li> </ul>	15 minutes 8:00 – 8:15
	The Biblical Mission and its main characteristics	<ul style="list-style-type: none"> <li>Show the PowerPoint presentation. Ask the young people to identify areas that need further clarification.</li> <li>Q &amp; A session.</li> </ul>	45 minutes 8:15 – 9:00
Mística of the Biblical Mission	The Biblical Mission and the New Evangelization	<ul style="list-style-type: none"> <li>Discuss the first two topics as a unit. Do a lively presentation on the importance of the Biblical Mission in today's Church.</li> <li>Explain the importance of the protagonism of young people in the Biblical Mission.</li> </ul>	30 minutes 9:00 – 9:30
	Pastoral-theological framework of the Biblical Mission		
	Young missionaries as evangelizers		
	Stretch Break – sing a song with movements or do a stretching exercise		10 minutes
Being a young missionary	The Pastoral Circle as a methodology for the Biblical Mission	Review the steps of the Pastoral Circle in the <i>Mission Guidebook</i> , reminding the participants that they followed these steps in the Experience of the Biblical Mission.	20 minutes 9:40 – 10:00
	Shared leadership in the implementation of the Biblical Mission	Present the main characteristics of shared leadership in the Biblical Mission and conduct a large group discussion about it.	30 minutes 10:00 – 10:30
	Evangelizing young people in their own setting	Reflect in small groups on this topic in relationship to the local social and cultural setting of the young people.	30 minutes 10:30 – 11:00
	Human development and the Christian growth of young people	<ul style="list-style-type: none"> <li>In groups of three or four participants, share the most important aspects of their prior reflection on the stages of human development. See <i>Manual for the ToFYM</i>, pp. 45-50.</li> <li>Share some insights from this discussion in the large group.</li> </ul>	30 minutes 11:00 – 11:30

## SCHEDULE AND PROCESS FOR THE TRAINING DAY

Theme	Topics	Activities	Time
		Break	15 minutes 11:30 – 11:45
Carrying out the Biblical Mission	Process for implementing the Biblical Mission	<ul style="list-style-type: none"> <li>• Overview of the Biblical Mission calendar.</li> <li>• Help the young people to become aware of the formation-in-action process in which they are involved.</li> </ul>	15 minutes 11:45 – 12:00
	<i>The Manual for the TofYM, the Mission Guidebook, and the Mission Journal</i>	<ul style="list-style-type: none"> <li>• Review the <i>Manual for the TofYM</i>, clarifying any doubts.</li> <li>• Explain how to use the <i>Guidebook</i> and its relationship to the <i>Mission Journal</i>. Clarify any doubts.</li> </ul>	45 minutes 12:00 – 12:45
	Use of the <i>Mission Journal</i> and the <i>Guidebook</i>	<ul style="list-style-type: none"> <li>• Inform participants that after lunch they will form two workgroups, according to their specific role.</li> </ul>	
		Lunch	1 hour 12:45 – 1:45
	Training of evangelizers and hosts <b>(workgroup sessions)</b>	<ul style="list-style-type: none"> <li>• Review the roles of evangelizer and host, highlighting their interconnectedness when conducting the biblical sessions.</li> <li>• Reflect on the “Guidelines for the leadership of the young missionaries,” in the <i>Manual for the TofYM</i>, pp. 67-72, from the perspective of their respective roles in the Biblical Mission, including their relationship with the adult advisers.</li> </ul>	45 minutes 1:45 – 2:30
	Stretch Break – sing a song with movements, then regather the groups		15 minutes
	Practical recommendations for the Teams of Young Missioners <b>(large group session)</b>	<ul style="list-style-type: none"> <li>• Conduct an interactive session, giving examples and answering questions on how to facilitate the sessions and overcome common problems as they arise.</li> <li>• Explain: (a) how the Teams of Young Missioners are formed; (b) who will serve as advisers; and (c) the location and schedule of the Biblical Mission site to which each person is assigned.</li> </ul>	1 hour 2:45 – 3:45



## SCHEDULE AND PROCESS FOR THE TRAINING DAY

Theme	Topics	Activities	Time
Carrying out the Biblical Mission <i>(continued)</i>	Analysis of the work done in preparation for the Training Day <b>(work in Teams of Young Missioners)</b>	<ul style="list-style-type: none"> <li>• Ask each young person to choose either part “A” or part “B”.</li> <li>• <b>In pairs</b>, both evangelizers and both hosts: (a) discuss their personal analysis of the guidelines while preparing for the Training Day, in order to recognize their strengths and identify the challenges they need to overcome; (b) discuss their prior study the <i>Guidebook</i>, identifying the activities with which they already feel comfortable and those for which they will require some guidance.</li> <li>• <b>The entire team</b> discusses the various roles, with a particular focus on Session 1, identifying any doubts that need to be clarified during in the Q &amp; A session that follows.</li> </ul>	1:15 hours 3:45 – 5:00
	Q & A regarding the logistics and roles during the biblical sessions <b>(large group session)</b>	Conduct a question and answer session to clarify any doubts that may have been identified in the previous session.	30 minutes 5:00 – 5:30
	Light Supper		45 minutes 5:30 – 6:15
	Sending Forth and Closing Liturgies <b>(large group session)</b> <b>(small groups)</b>	<ul style="list-style-type: none"> <li>• Go over the objectives and details of each liturgy, as well as the preparation required of the Core Team ahead of time.</li> <li>• Gather the Teams of Young Missioners that will be celebrating the Sending Forth Liturgy together and assign the various liturgical ministries that will be needed to volunteers in each group.</li> </ul>	45 minutes 6:15 – 7:00
	Final prayer and evaluation	<ul style="list-style-type: none"> <li>• Sing a song with a missionary theme.</li> <li>• <b>Each Team of Young Missioners should:</b> (a) keep in mind the mission that Jesus entrusts to them, as they listen to his prayer to the Father; (b) proclaim John 17:18-23; (c) pray for a few minutes as a team.</li> <li>• Conduct an oral evaluation in which the young people share the main outcomes of the Training Day and areas to improve.</li> <li>• Conclude with the theme song of the Biblical Mission, “Go Out and Tell.”</li> </ul>	30 minutes 7:00 – 7:30

## 7. FINAL REFLECTION ON THE ENTIRE PASTORAL PROJECT OF THE BIBLICAL MISSION

### Process

[6 hours]

#### 1. Opening prayer

15 minutes

Create a prayerful atmosphere conducive to a profound reflection on the whole process of the Biblical Mission project. It may begin with a song invoking the Holy Spirit, followed by an opportunity for several people to pray spontaneously, asking the Holy Spirit to guide the reflection so that it may become a source of personal growth and pastoral maturity for all of the participants.

#### 2. Reflection on the missionary praxis in teams

2:30 hours

The process of this reflection covers the entire Biblical Mission project as seen from six different perspectives. It will be carried out separately by the Core Team and by the young missionaries in small groups.

It is up to the Core Team's discretion to define the size and configuration of the small groups, according to local circumstances. Each small group must assign a facilitator, a secretary to take notes, and a timekeeper, so that the reflection may flow with full participation and be completed in the time allotted.

There are several questions to discuss with respect to each aspect of the Biblical Mission, any one of which could easily lead to a profound conversation that runs longer than anticipated. Thus, the following steps are recommended to streamline the process and ensure sufficient time for reflection on each aspect:

- Read aloud the questions in each section (2 minutes).
- Allow time for each person to reflect in silence about one aspect that evokes a strong feeling or an important insight; it will be best to take notes (8 minutes).
- Invite two or three people to share their thoughts, making sure that over the course of the whole process everyone has an opportunity to voice their experience or reflection at least twice (15 minutes).
- Assign one member of the group to share her or his reflection at the time of the large group sharing.
- Repeat this process for each of the six sections of the reflection, utilizing the questions in the table that follows.

## A. REFLECTION ON THE "MÍSTICA" OF THE BIBLICAL MISSION [25 MINUTES]

*What aspects of the mística of the Biblical Mission were the most inspiring and enriching? Why?*

- Think about your own spirituality as a Christian: How did the Biblical Mission nourish your relationship with Jesus? Did it also improve your relationship with the Holy Spirit and with God the Father?
- Think about your baptismal vocation: How did you carry out the mission that Jesus—forever a prophet, priest, and servant-king—has entrusted to us? In your experience, which of these three aspects was the strongest for you and why?
- Think about the evangelizing mission of the Church: How did the Biblical Mission renew and strengthen the community? What impact did it have on the adults in the community with respect to their knowledge of the Word of God?

## B. REFLECTION ON THE INCARNATION OF THE WORD OF GOD IN THE LIVES OF THE YOUNG PEOPLE [25 MINUTES]

*What indications are there that the Word of God was brought to life (incarnated) in the lives of the young people who participated?*

- Think about the young missionaries: How did they bear witness with their attitudes, words, and actions?
- Think about the young participants: What comments, actions, prayers, etc. showed that the message of the Word of God reached their hearts, minds, and lives?

## C. REFLECTION ON THE FORMATION-IN-ACTION PROCESS [25 MINUTES]

*What were the main outcomes of the various formative activities?*

Call to mind each activity in the Biblical Mission project and identify which ones were the most useful for the formation of the Core Team and the Teams of Young Missioners; give some examples of their contributions, from the perspective of your own team:

- Studying the materials and planning the Biblical Mission
- Invitation of the candidates to serve as young missionaries
- Convocation: first formal activity of the Biblical Mission
- Preparation of the Core Team for the Experience of the Biblical Mission
- Experience of the Biblical Mission by the young missionaries
- Discernment of roles for the evangelizers and hosts
- Training Day: preparation for the missionary praxis
- Facilitation of the Biblical Mission by the young missionaries
- Sending Forth and Closing Liturgies of the Biblical Mission
- Evaluation of the biblical sessions by the young missionaries
- Evaluations of the formative activities by the Core Team

## D. REFLECTION ON THE MISSIONARY PRAXIS [25 MINUTES]

*How did this project help to improve the way you carry out your ministry?*

- Think in broad terms, like how the different stages of the process may have impacted the way you do planning, preparation, working as a team, and so forth.
- Think of specific activities you had never done before and new skills you acquired that could be applied to other projects.

*What were the major challenges, obstacles, or conflicts you faced?*

- Choose one to reflect upon.
- Think about the cause of the challenge: Could it have been prevented with better planning or training? Did it come from the external environment in which ministry among youth and young adults takes place?
- Call to mind how the challenge was confronted or resolved: Are you satisfied with the solution you found? Why?
- Looking at the situation in hindsight: Could you have handled it in a better way? If so, how?
- Learning from the experience: How will you respond to the same or a similar challenge in the future?

## E. REFLECTION ON THE SHARED LEADERSHIP AND PROTAGONISM OF THE YOUNG PEOPLE [25 MINUTES]

*What fruits did the Biblical Mission bear thanks to its shared leadership approach?*

- With respect to personal development: How did the shared leadership help you to grow as a person? How did it enrich the way you see and live your faith?
- Regarding the performance of the team: How did the shared leadership approach facilitate and enrich your work? Did major conflicts arise? How were they resolved? Did they help you to grow as a leader in ministry?
- Think of the church community: Did the shared leadership approach have a positive impact that extends beyond the participants in the Biblical Mission to the parish or school as a whole? If so, how?

*How did the young missionaries exercise their evangelizing protagonism?*

- Think of the young missionaries themselves: What aspects of their protagonism came naturally and were life-giving for them? Which ones required greater effort, sacrifice, or a special discipline?
- Think of the support required by the young missionaries: What kind of assistance was the most valuable? Which processes did you feel needed greater support?



## F. THE MISSION IS OVER... NOW WHAT? [25 MINUTES]

*What follow-up is required to build on the outcomes of the Biblical Mission?*

- Think of the major outcomes from the perspective of the Core Team, the young missionaries, and the young participants.
- What can you do personally to build upon those outcomes?
- What you can do collaboratively to build upon those outcomes?

*What would you recommend for the next Biblical Mission so that it may produce greater fruits?*

- What could be done to increase the number of young missionaries and Biblical Mission sites?
- What can be done to increase the protagonism of the young people involved?

### 3. Large group sharing

1:30 hours

Allow 15 minutes for each section of the reflection. Invite two young missionaries and one member of the Core Team to share on each occasion; give 5 minutes to each one. An open dialogue to deepen or complement the reports of the three speakers may continue for as long as time allows in each section. Take notes on the important contributions.

### 4. Closing prayer

30 minutes

- Place an altar in the middle of the room with the Mission Bible, the Mission Cross, and a large lit candle on it, symbolizing the community gathered around God's Word, centered on Jesus, and willing to be a light for the world through the power of the Holy Spirit.
- Stand in a circle around the altar in a spirit of prayer.
- Invite those gathered to offer spontaneous prayers based on the reflection they just completed, with regard to the following categories as indicated by the prayer leader:
  - Offering praise to God
  - Giving thanks to Jesus Christ
  - Asking for an outpouring of the gifts of the Holy Spirit
  - Inviting Mary to accompany us in our journey of faith
- Close with the theme song of the Biblical Mission, "Go Out and Tell"

### 5. Social gathering

30 minutes



# APPENDIX 4

## EVALUATIONS AND FINAL REPORT

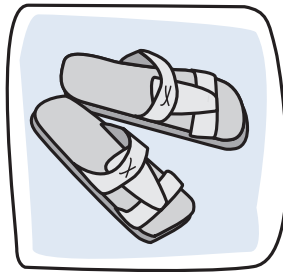
This appendix contains the forms required to conduct the evaluations of the following formative processes:

- Convocation
- Experience of the Biblical Mission
- Discernment of roles for the evangelizers and hosts
- Training Day
- Sending Forth and Closing Liturgies

The final report to be sent to Instituto Fe y Vida from the organizing centers is also found here. The forms for the evaluation of the biblical sessions conducted by the young missionaries are found in the *Mission Guidebook*.

All of the forms and guidelines may be downloaded from the Biblical Mission website as electronic documents in Word format. The following three steps are suggested while conducting the evaluations:

- Conduct a personal evaluation in silence.
- Discuss the most important aspects of the personal evaluation with the team.
- Write down the data to be transferred to the final report.



# 1. EVALUATION OF THE CONVOCATION

The evaluation of the Convocation has four parts. The first one evaluates the work of the Core Team. The second allows for an assessment of the young missionaries with respect to the Biblical Mission. The third serves to record important data, and the fourth is for discussing general observations about the Convocation and taking note of anything worth sharing in the “Final Report to Instituto Fe y Vida.”

EVALUATION OF THE CONVOCATION					
Part 1: Self-evaluation of the Core Team	Poor	Fair	Average	Good	Excellent
1. Transmission of the <i>mística</i> of the Biblical Mission	1	2	3	4	5
2. Facilitation of the prayer times	1	2	3	4	5
3. Presentation on the Biblical Mission	1	2	3	4	5
4. Presentation of the formation-in-action process for everyone involved in the Biblical Mission	1	2	3	4	5
5. Shared leadership in the Core Team:					
a. On the part of the organizer	1	2	3	4	5
b. On the part of the trainers	1	2	3	4	5
c. On the part of the advisers	1	2	3	4	5
6. List the strategies used for identifying and inviting candidates to serve as young missionaries. Which ones served their purpose and which did not work so well?					
a.					
b.					
c.					
7. Were there any concepts that were not fully grasped during the Convocation that need to be reinforced during the Experience of the Biblical Mission or on the Training Day?					
8. Were the dates for the Experience of the Biblical Mission and the Training Day communicated in writing? If not, what can be done to compensate for this error?					
9. Write down a few follow-up strategies to keep the young missionary candidates engaged:					
a.					
b.					
c.					

<b>Part 2: Assessment of the young missionaries</b>	Poor	Fair	Average	Good	Excellent
1. Understanding of the Biblical Mission project	1	2	3	4	5
2. Enthusiasm and openness of the young people toward their training as young missionaries	1	2	3	4	5
3. Level of commitment to the Biblical Mission	1	2	3	4	5
<p>4. What were the most important or frequently asked questions by the young people?</p> <p>a.</p> <p>b.</p>					
<p>5. Identify the young missionary candidates with greater experience and/or pastoral formation:</p> <p>a.</p> <p>b.</p>					
<p>6. Identify young people who will need additional support due to limited prior experience and training:</p> <p>a.</p> <p>b.</p>					
<p>7. Write down some key strengths or positive attitudes of the young missionary candidates:</p> <p>a.</p> <p>b.</p>					
<p>8. Mention some weaknesses or attitudes that may require attention:</p> <p>a.</p> <p>b.</p>					
<p><b>Part 3: Important data</b></p>					
<p>1. Number of young people invited to serve as young missionaries _____</p>					
<p>2. Number of young people who participated in the Convocation _____</p>					
<p>3. Number of young people who agreed to be trained for the Biblical Mission _____</p>					
<p>4. Check to make sure that the information on the “Registration Forms” is complete. If not, decide how the missing data will be obtained.</p>					
<p>5. Other relevant data:</p> <p>a.</p> <p>b.</p>					



## Part 4: General observations

1. Indicators that the *mística* of the Biblical Mission was understood and experienced:

- a.
- b.

2. Write down the most important outcomes or fruits of the Convocation:

- a.
- b.

3. Write down the major challenges when extending the invitations:

- a. What caused them?
- b. How were they resolved?
- c. Could they have been resolved in a better way? How?


4. Write down the major challenges during the Convocation:

- a. What caused them?
- b. How were they resolved?
- c. Could they have been resolved in a better way? How?

5. Suggestions arising from this experience for future Biblical Missions at the local level:

- a. Regarding the makeup of the Core Team:
- b. Regarding the initial planning:
- c. When extending an invitation to prospective young missionaries:
- d. Regarding the Convocation process:

6. Comments and recommendations for Instituto Fe y Vida's team:



## 2. EVALUATION OF THE EXPERIENCE OF THE BIBLICAL MISSION

This evaluation has five parts. The first consists of questions for discussion among the trainers who are conducting the Experience, after Sessions 1 and 3. The second is focused on the work of the Core Team. The third is designed to further assess the young missionaries. The fourth analyzes the process of each of the four biblical sessions, and the fifth gathers general observations about the Experience of the Biblical Mission, as well as comments and suggestions for the “Final Report to Instituto Fe y Vida.”

EVALUATION OF THE EXPERIENCE OF THE BIBLICAL MISSION					
<b>Part 1: Evaluation after Sessions 1 and 3</b>					
<b>At the end of Session 1:</b>					
<ul style="list-style-type: none"> <li>Based on the experience of this session: Are there any adjustments that need to be made in the following sessions?</li> <li>According to what was observed regarding the young participants: Was there a behavior or attitude that needs to be addressed immediately?</li> <li>Regarding the performance of their roles by the evangelizers and hosts: Is there an aspect of their work that needs to be corrected or improved?</li> </ul>					
<b>At the end of Session 3:</b>					
<ul style="list-style-type: none"> <li>Based on the experience of Sessions 2 y 3: Are there any adjustments that need to be made for Session 4?</li> <li>According to what was observed regarding the young participants: Was there a behavior or attitude that needs to be addressed immediately?</li> <li>Regarding the performance of their roles by the evangelizers and hosts: Is there an aspect of their work that needs to be corrected or improved?</li> </ul>					
EVALUATION AT THE END OF THE EXPERIENCE OF THE BIBLICAL MISSION					
<b>Part 2: Self-evaluation of the Core Team</b>	Poor	Fair	Average	Good	Excellent
<b>1. Preparation of the Experience of the Biblical Mission:</b>					
a. By the organizer	1	2	3	4	5
b. By those who served as evangelizers	1	2	3	4	5
c. By those who served as hosts	1	2	3	4	5
<b>2. Transmission of the <i>mística</i> of the Biblical Mission</b>	1	2	3	4	5



<b>3. Performance of the <i>organizer</i> as an adviser:</b>	<b>Poor</b>	<b>Fair</b>	<b>Average</b>	<b>Good</b>	<b>Excellent</b>
a. Supported the self-directed functioning of the team of missionaries	1	2	3	4	5
b. Respected the leadership of the mission team	1	2	3	4	5
c. Paid attention to the need for adjustments to the process in response to local necessities	1	2	3	4	5
<b>4. Performance of the <i>evangelizers</i>:</b>					
a. Proclaiming the Word of God	1	2	3	4	5
b. Working together in mutual support	1	2	3	4	5
c. Leading the sessions, in accordance with the provided session plans	1	2	3	4	5
d. Facilitating the prayer times	1	2	3	4	5
e. Facilitating the reflections and discussions	1	2	3	4	5
<b>5. Performance of the <i>hosts</i>:</b>					
a. Decorating and preparing the Biblical Mission site	1	2	3	4	5
b. Building community	1	2	3	4	5
c. Working together in mutual support	1	2	3	4	5
d. Assisting the team of evangelizers	1	2	3	4	5
e. Preparing the materials	1	2	3	4	5
<b>6. If you encountered some challenges in your work as a team, indicate:</b>					
a. What caused them?					
b. How were they resolved?					
c. Could they have been resolved in a better way? How?					
<b>Part 3: Assessment of the young missionaries</b>	<b>Poor</b>	<b>Fair</b>	<b>Average</b>	<b>Good</b>	<b>Excellent</b>
<b>1. Disposition when arriving at the Biblical Mission</b>	1	2	3	4	5
<b>2. Interest in the process and content of the sessions</b>	1	2	3	4	5
<b>3. Spirit of reflection</b>	1	2	3	4	5
<b>4. Spirit of prayer</b>	1	2	3	4	5
<b>5. Communal spirit and mutual support</b>	1	2	3	4	5
<b>6. Participation in the activities</b>	1	2	3	4	5

<p><b>7.</b> Attitudes or reactions on the part of the participants that showed they were absorbing the <i>life-giving messages</i> of the sessions:</p> <p>a.</p> <p>b.</p> <p>c.</p>
<p><b>8.</b> Interesting or noteworthy comments from the participants:</p> <p>a.</p> <p>b.</p> <p>c.</p>
<p><b>9.</b> Were any of the young people prone to causing problems or conflicts?</p> <p>a. Who were they?</p> <p>b. How did the team handle these situations during the process?</p> <p>c. What does this imply in view of their roles as members of a Team of Young Missioners?</p> <p>d. Who will speak to those young people to assist them or redirect them to another role?</p>
<p><b>10.</b> Were there any participants who lacked the required maturity level or attitude to be effective young missioners?</p> <p>a. Who were they?</p> <p>b. Who will speak to those young people to redirect them to another role?</p>
<p><b>Part 4: Analysis of the four biblical sessions</b></p>
<p><b>Biblical Session 1</b></p> <p>a. Review the Session Plan, calling to mind each reflection, activity, or step, then identify:</p> <ul style="list-style-type: none"> <li>• <i>Confusing aspects:</i> Why were they confusing? How can they be clarified so that the young missioners will not have the same problem?</li> <li>• <i>Activities that took longer than the allotted time:</i> Why did that happen? What can be done so that the young missioners will not face the same challenge?</li> </ul> <p>b. Did you have all the materials needed? Are there any materials that were difficult to obtain and needed to be substituted in your local situation?</p> <p>c. Are there any activities that require adaptation for the Biblical Mission that the young missioners will be leading?</p>
<p><b>Biblical Session 2</b></p> <p>a. Review the Session Plan, calling to mind each reflection, activity, or step, then identify:</p> <ul style="list-style-type: none"> <li>• <i>Confusing aspects:</i> Why were they confusing? How can they be clarified so that the young missioners will not have the same problem?</li> <li>• <i>Activities that took longer than the allotted time:</i> Why did that happen? What can be done so that the young missioners will not face the same challenge?</li> </ul> <p>b. Did you have all the materials needed? Are there any materials that were difficult to obtain and needed to be substituted in your local situation?</p> <p>c. Are there any activities that require adaptation for the Biblical Mission that the young missioners will be leading?</p>





### **Biblical Session 3**

- a. Review the Session Plan, calling to mind each reflection, activity, or step, then identify:
  - *Confusing aspects:* Why were they confusing? How can they be clarified so that the young missionaries will not have the same problem?
  - *Activities that took longer than the allotted time:* Why did that happen? What can be done so that the young missionaries will not face the same challenge?
- b. Did you have all the materials needed? Are there any materials that were difficult to obtain and needed to be substituted in your local situation?
- c. Are there any activities that require adaptation for the Biblical Mission that the young missionaries will be leading?

### **Biblical Session 4**

- a. Review the Session Plan, calling to mind each reflection, activity, or step, then identify:
  - *Confusing aspects:* Why were they confusing? How can they be clarified so that the young missionaries will not have the same problem?
  - *Activities that took longer than the allotted time:* Why did that happen? What can be done so that the young missionaries will not face the same challenge?
- b. Did you have all the materials needed? Are there any materials that were difficult to obtain and needed to be substituted in your local situation?
- c. Are there any activities that require adaptation for the Biblical Mission that the young missionaries will be leading?

## **Part 5: General observations about the biblical sessions**

**1.** Write down the most important outcomes or fruits of the Experience of the Biblical Mission:

- a.
- b.

**2.** Write down the major challenges while preparing or conducting the biblical sessions:

- a. What caused them?
- b. How were they resolved?
- c. Could they have been resolved in a better way? How?

**3.** Suggestions arising from this experience for future Biblical Missions at the local level:

- a. In the preparation of the biblical sessions:
- b. While conducting the biblical sessions:

**4.** Comments and recommendations for Instituto Fe y Vida's team:

### 3. EVALUATION OF THE DISCERNMENT OF ROLES FOR THE EVANGELIZERS AND HOSTS

The evaluation of the discernment process has three parts: The first one evaluates the work of the Core Team. The second is focused on the young missionaries, and the third collects information for the “Final Report to Instituto Fe y Vida.”


EVALUATION OF THE DISCERNMENT OF ROLES FOR THE EVANGELIZERS AND HOSTS					
Part 1: Self-evaluation of the Core Team	Poor	Fair	Average	Good	Excellent
1. Explaining the call to continue Jesus’ mission	1	2	3	4	5
2. Establishing a spirit of prayer and discernment	1	2	3	4	5
3. Attaining balance among the roles chosen	1	2	3	4	5
4. Communal discernment	1	2	3	4	5
5. Instructions on how to prepare for the Training Day	1	2	3	4	5
6. Solemn rite of commitment	1	2	3	4	5
Part 2: Assessment of the young missionaries	Poor	Fair	Average	Good	Excellent
1. General attitude of the young missionaries	1	2	3	4	5
2. Spirit of prayer and enthusiasm for the Biblical Mission	1	2	3	4	5
3. Which role was chosen most frequently by the young people? What caused this?					
4. How did the participants respond when faced with the need to balance the number of young missionaries in each role?					
5. How many young people chose to serve in the Biblical Mission as prayer partners instead of serving as young missionaries? What kind of follow-up is needed in order for them to feel included throughout the process?					
6. Important observations to keep in mind when carrying out the Training Day:					



### **Part 3: General observations**

1. Suggestions arising from this experience for future Biblical Missions at the local level:
  - a. In the preparation of the process:
  - b. While conducting the process:

2. Comments and recommendations for Instituto Fe y Vida's team:



## 4. EVALUATION OF THE TRAINING DAY

The evaluation of the Training Day has five parts: The first one evaluates the work of the Core Team. The second continues the ongoing assessment of the young missionaries. The third considers the qualities of the newly formed Teams of Young Missioners. The fourth serves to record important data about the Training Day, and the fifth collects information for the “Final Report to Instituto Fe y Vida.”

EVALUATION OF THE TRAINING DAY					
Part 1: Self-evaluation of the Core Team	Poor	Fair	Average	Good	Excellent
1. Transmission of the <i>mística</i> of the Biblical Mission	1	2	3	4	5
2. Facilitation of the prayer times	1	2	3	4	5
3. Presentation on the Biblical Mission process	1	2	3	4	5
4. Presentation about the Biblical Mission's <i>mística</i>	1	2	3	4	5
5. Explanation of the methodology	1	2	3	4	5
6. Overview of the four publications	1	2	3	4	5
7. Session for the evangelizers	1	2	3	4	5
8. Session for the hosts	1	2	3	4	5
9. Large group sessions for discussion and Q & A	1	2	3	4	5
10. Session on the Sending Forth and Closing Liturgies	1	2	3	4	5
11. Shared leadership of the Core Team:					
a. On the part of the organizer	1	2	3	4	5
b. On the part of the trainers	1	2	3	4	5
c. On the part of the advisers	1	2	3	4	5
12. Were there any unclear concepts that need to be reinforced during the preparation of the biblical sessions?					
13. Which advisers may require some support from the more experienced members of the Core Team at the time of the biblical sessions?					

<b>Part 2: Assessment of the young missionaries</b>	<b>Poor</b>	<b>Fair</b>	<b>Average</b>	<b>Good</b>	<b>Excellent</b>
1. Personal preparation prior to the Training Day	1	2	3	4	5
2. Interest shown in the presentations	1	2	3	4	5
3. Participation in the small group activities	1	2	3	4	5
4. Participation in the large group sessions	1	2	3	4	5
<p>5. Important comments by the young people throughout the process:</p> <p>a.</p> <p>b.</p> <p>c.</p>					
<p>6. What were the predominant attitudes among the young people during the Training Day?</p> <p>a.</p> <p>b.</p> <p>c.</p>					
<p>7. What were the major insights received by the young people when reflecting on the stages of human development and Christian growth?</p> <p>a.</p> <p>b.</p> <p>c.</p>					
<p>8. What were the most important or frequently asked questions by the young people?</p> <p>a.</p> <p>b.</p> <p>c.</p>					
<p>9. What were some noteworthy prayers offered during the closing prayer?</p> <p>a.</p> <p>b.</p> <p>c.</p>					

### **Part 3: Reflection on the Teams of Young Missioners**

1. What were the major accomplishments and challenges during the formation of the teams?

- a. Accomplishments:
- b. Challenges:

2. Regarding the newly formed Teams of Young Missioners:

- a. Describe the interaction among their members.
- b. Did some of the young people stand out for their leadership and maturity? Who are they? Are they on different teams?
- c. Is there a team that needs an adjustment in its members due to personality conflicts or other issues?
- d. Are there any adolescents or young adults who need extra support or personal oversight, in addition to what they will receive within their team?
- e. Can you identify advisers particularly suited to the needs of certain teams?

### **Part 4: Important data**

1. Number of teams that were formed \_\_\_\_\_

2. Number of teams needing adult advisers due to the participation of minors \_\_\_\_\_

3. Number of teams needing adult advisers due to their limited experience \_\_\_\_\_

4. Write the meeting dates on which each team will prepare the first session:

- a.
- b.
- c.

5. Other important notes:

- a.
- b.
- c.

## Part 5: General observations

1. Note some indicators that the *mística* of the Biblical Mission is now better understood and was experienced by the young missionaries during the Training Day:

- a.
- b.

2. Write down the most important outcomes or fruits of the Training Day:

- a.
- b.


3. Write down the major challenges during the Training Day:

- a. What caused them?
- b. How were they resolved?
- c. Could they have been resolved in a better way? How?

4. Suggestions arising from this experience for future Biblical Missions at the local level:

- a. Preparation for the Training Day:
- b. General process of the Training Day:
- c. Presentation of the topics:
- d. Organization and implementation of the activities:
- e. Leadership of the Core Team:

5. Comments and recommendations for Instituto Fe y Vida's team:



## 5. GUIDES FOR THE ORAL EVALUATION OF THE SENDING FORTH AND CLOSING LITURGIES

Below are two guides for conducting an evaluation of the Sending Forth and Closing Liturgies. It is advisable for these evaluations to be carried out separately by the Core Team, the young missionaries, and the priest who presided at the liturgies.

EVALUATION OF THE SENDING FORTH LITURGY	
<b>1.</b>	How well was the difference between a Liturgy of the Word and a Liturgy of the Eucharist explained to the young people? Mention any relevant comments from the young participants.
<b>2.</b>	Comment about how the young people and the Core Team collaborated in the preparation of the liturgy, in terms of the quality of their shared leadership regarding responsibilities and liturgical ministries.
<b>3.</b>	Note some indicators that the liturgy was focused on young people and that it gave the young missionaries an opportunity to exercise their protagonism.
<b>4.</b>	Comment on the participation of the wider community in the liturgy.
<b>5.</b>	Share your observations about the Rite of Sending Forth, as well as the presentation of the Bible, the Mission Cross, and the personal crosses for the young missionaries.
<b>6.</b>	Indicate aspects of the Closing Liturgy that could be improved based on this experience.
<b>7.</b>	Mention any wise decisions that were made during the preparation and celebration of this liturgy that should be taken into account for the Closing Liturgy.
<b>8.</b>	Write down the major challenges to celebrating a liturgy that is vibrant, participatory, and meaningful for both the young missionaries and the ecclesial community. <ol style="list-style-type: none"> <li>a. What caused them?</li> <li>b. How were they resolved?</li> <li>c. Could they have been resolved in a better way? How?</li> </ol>
<b>9.</b>	Suggestions arising from this experience for future Biblical Missions at the local level: <ol style="list-style-type: none"> <li>a.</li> <li>b.</li> </ol>
<b>10.</b>	Comments and recommendations for Instituto Fe y Vida's team.



## EVALUATION OF THE CLOSING LITURGY

1. Comment about how the young people and the Core Team collaborated in the preparation of the liturgy, in terms of the quality of their shared leadership regarding responsibilities and liturgical ministries.
2. Note some indicators that the liturgy was focused on young people and that it gave the young missionaries an opportunity to exercise their protagonism.
3. Comment on the participation of the wider community in the liturgy.
4. Share your observations about the Rite of Sending Forth, as well as the distribution of the *Mission Journals*.
5. Write down the major challenges to celebrating a liturgy that is vibrant, participatory, and meaningful for both the young missionaries and the ecclesial community.
  - a. What caused them?
  - b. How were they resolved?
  - c. Could they have been resolved in a better way? How?
6. Suggestions arising from this experience for future Biblical Missions at the local level:
  - a.
  - b.
7. Comments and recommendations for Instituto Fe y Vida's team.



## 6. FINAL REPORT TO INSTITUTO FE Y VIDA

Instituto Fe y Vida and its associated institutions are very interested to see the results of the Biblical Mission for Youth and Young Adults. We are convinced that we can learn from your experiences—positive as well as negative—in order to prepare better missionary projects in the future.

The form presented below has six parts. We ask that Parts 1 and 2 be filled out completely. In the subsequent parts, you may choose to write about those aspects you consider most important for Instituto Fe y Vida's team, based on the evaluations made throughout the Biblical Mission process and any other final observations that you may want to share. Regarding the testimonials at the end, we ask you to send at least two.

Those who send the report will receive, as a token of our appreciation, the final analysis of the project carried out by Instituto Fe y Vida. As with the evaluations, the template for the final report is available for download in Word format on the website. Please send your report to: [bible@FeyVida.org](mailto:bible@FeyVida.org).

Thank you very much,

**Instituto Fe y Vida Biblical Team**

FINAL REPORT TO INSTITUTO FE Y VIDA	
<b>Part 1: General data</b>	
1. Name of the organizer: E-mail address:	
2. Name of the organizing institution:	
3. Address of the organizing institution: Street: City: State: Postal code: Country: Website:	
4. Type of institution organizing the Mission: ___arch/diocese ___parish ___apostolic movement ___religious congregation ___university ___school ___small ecclesial community other:_____	

## Part 2: Statistics about the Biblical Mission

1. Number of members in the Core Team:

2. Number of Biblical Mission sites:

3. Total number of members in all the Teams of Young Missioners:

4. Characteristics of the young missioners:

Number of: Males \_\_\_\_\_ Females \_\_\_\_\_

Number of young missioners by age group: 15-18 \_\_\_\_\_ 19-21 \_\_\_\_\_ 22-30 \_\_\_\_\_

5. Characteristics of the young participants:

Number of: Males \_\_\_\_\_ Females \_\_\_\_\_

Number of young participants by age group: 15-18 \_\_\_\_\_ 19-21 \_\_\_\_\_ 22-30 \_\_\_\_\_

## Part 3: Outcomes and fruits of the Biblical Mission

1. Outcomes and fruits in the Core Team:

2. Outcomes and fruits among the young missioners:

3. Outcomes and fruits among the young participants:

4. Other important outcomes and fruits:

## Part 4: Major challenges when implementing the Biblical Mission

1. What was the challenge? What caused it? How did you resolve it?

2. What was the challenge? What caused it? How did you resolve it?

## Part 5: Comments about the publications and processes

1. Comments about the *Core Team Manual*:

2. Comments about the *Manual for the Team of Young Missioners*:

3. Comments about the *Mission Guidebook*:

4. Comments about the *Mission Journal*:

5. Comments about the website and the electronic resources:

6. What significant changes had to be made to adapt this project to the local situation?

7. Recommendations for Instituto Fe y Vida's team:

## Part 6: Testimonies

1. Testimony of a member of the Core Team:

2. Testimony of an evangelizer:

3. Testimony of a host:

4. Testimony of a young participant:



**THEME SONG OF THE FIRST CONTINENTAL BIBLICAL  
MISSION FOR YOUTH AND YOUNG ADULTS  
"GO OUT AND TELL"**

*Bobby Fisher/Greg Lee*

**Refrain**

Go out and tell, make disciples of nations.  
Go out and tell the good news.  
Sing from your heart, sing to all of creation.  
Go out and tell the good news.

Go out and tell (God's love is everlasting.)  
Go out and tell (He is a loving friend.)  
Go out and tell (He'll never leave you orphaned.)  
Shout it from the mountains,  
let the Word be alive in you.

Go out and tell (Give food to the hungry.)  
Go out and tell (Be compassion to the poor.)  
Go out and tell (Be a friend to the lonely.)  
Come down from the mountain,  
let the Word be alive in you.

Copyright © 2000, Bobby Fisher and Greg Lee. Published by Spirit & Song,  
a division of OCP, 5536 NE Hassalo, Portland, OR 97213.  
All rights reserved. Used with permission.



## Bibliographical Notes and References

---

<sup>1</sup> Consejo Episcopal Latinoamericano (CELAM), V General Conference of the Bishops of Latin America and the Caribbean, *Aparecida: Concluding Document*, [www.aecrc.org](http://www.aecrc.org), 2007, no. 443.

<sup>2</sup> Pope John Paul II, *Post-Synodal Apostolic Exhortation Ecclesia in America*, [www.vatican.va](http://www.vatican.va), 1999.

<sup>3</sup> Synod of Bishops, XII Ordinary General Assembly, *The Word of God in the Life and Mission of the Church: Lineamenta*, [www.vatican.va](http://www.vatican.va), 2007, no. 4.

<sup>4</sup> CELAM, *Aparecida*, op. cit., no. 551.

<sup>5</sup> National Catholic Network *de Pastoral Juvenil Hispana–La RED*, *Conclusions, First National Encounter for Hispanic Youth and Young Adult Ministry*, 2008, 47-52.

<sup>6</sup> United States Catholic Conference (USCC), *Renewing the Vision: A Framework for Catholic Youth Ministry*, Washington, DC, USCCB Publishing, 1997, 9-11.

<sup>7</sup> Instituto Fe y Vida, *Programa de capacitación para la Pastoral Bíblica Juvenil (Training Program for Biblical Pastoral Ministry with Youth and Young Adults)*, Stockton, CA, 2008.

<sup>8</sup> *The Catholic Youth Bible*, 3<sup>rd</sup> ed., Winona, MN, Saint Mary's Press, 2010.

<sup>9</sup> Pope Paul VI, *Evangelii Nuntiandi: On Evangelization in the Modern World*, [www.vatican.va](http://www.vatican.va), 1975, nos. 18-19.

<sup>10</sup> John Eagleson and Philip Scharper, eds., *Puebla and Beyond*, Maryknoll, NY, Orbis Books, 1979, no. 1186.

<sup>11</sup> Pope John Paul II, *Post-Synodal Apostolic Exhortation Christifideles Laici: On the Vocation and the Mission of the Lay Faithful in the Church and in the World*, [www.vatican.va](http://www.vatican.va), 1988, nos. 2 and 46.

<sup>12</sup> Vatican Council II, *Dogmatic Constitution on Divine Revelation Dei Verbum*, [www.vatican.va](http://www.vatican.va), 1965, no. 2.

<sup>13</sup> Instituto Fe y Vida, *Programa de capacitación para la Pastoral Bíblica Juvenil (Training Program for Biblical Ministry with Youth and Young Adults)*, Stockton, CA, 2008.



